

SR840 (B478)

This parts catalog is includes MB No. 1 to 15

SR840 (B478)

PARTS CATALOG

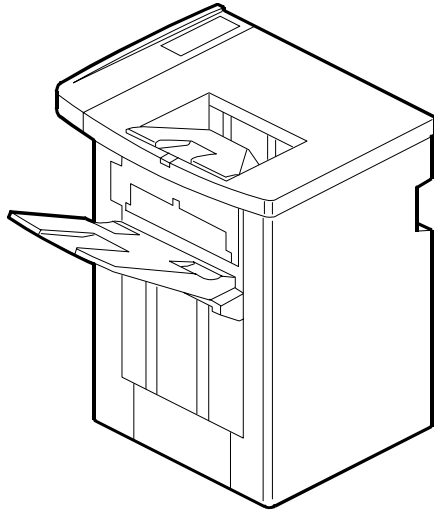
This catalog gives the numbers and names of parts on this machine.

LOCATION OF UNIT	2	18.ELECTRICAL SECTION (B478).....	40
1.EXTERIOR (B478)	6	19.FRAME SECTION 1 (B478)	42
2.STAPLE TRAY 1 (B478)	8	20.FRAME SECTION 2 (B478)	44
3.STAPLE TRAY 2 (B478)	10	21.DECAL AND DOCUMENT (B478)	46
4.STAPLE TRAY 3 (B478)	12	.PARTS INDEX.....	49
5.STAPLE TRAY 4 (B478)	14		
6.STAPLER UNIT (B478).....	16		
7.STAPLE TRANSPORT 1 (B478)	18		
8.STAPLE TRANSPORT 2 (B478)	20		
9.STAPLE TRANSPORT 3 (B478)	22		
10.STAPLE TRANSPORT 4 (B478)	24		
11.TRANSPORT SECTION 1 (B478)	26		
12.TRANSPORT SECTION 2 (B478)	28		
13.PAPER EXIT SECTION 1 (B478)	30		
14.PAPER EXIT SECTION 2 (B478)	32		
15.PAPER EXIT SECTION 3 (B478)	34		
16.PAPER EXIT SECTION 4 (B478)	36		
17.DRIVE SECTION (B478).....	38		

Jue ,30 ' 2004

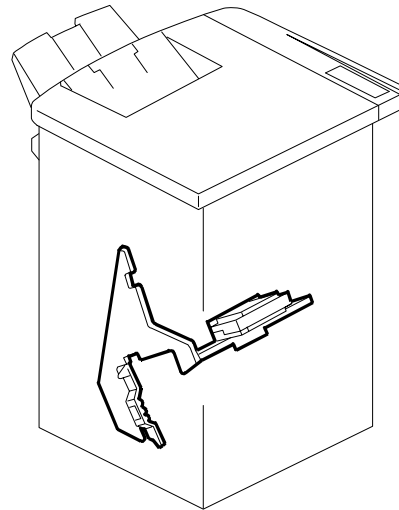
LOCATIONS OF UNITS

1. EXTERIOR (B478)



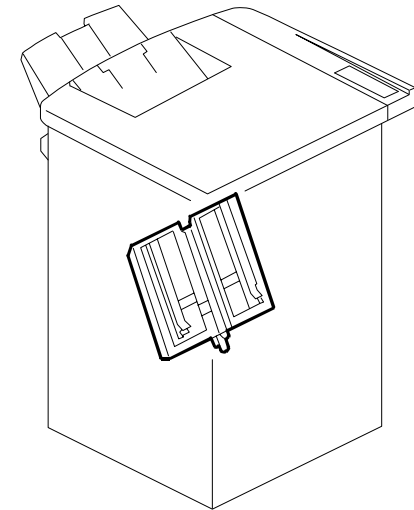
See Page 7

2. STAPLE TRAY 1 (B478)



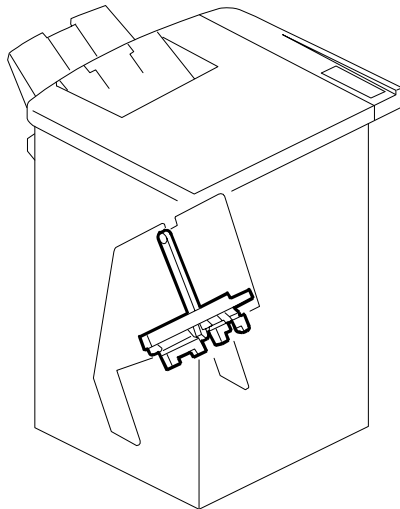
See Page 9

3. STAPLE TRAY 2 (B478)



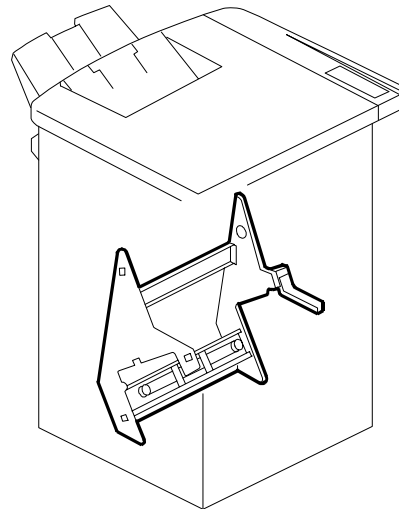
See Page 11

4. STAPLE TRAY 3 (B478)




See Page 13

5. STAPLE TRAY 4 (B478)



See Page 15

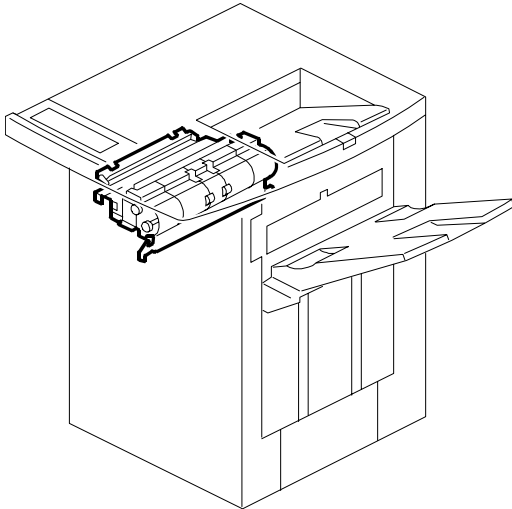
6. STAPLER UNIT (B478)



See Page 17

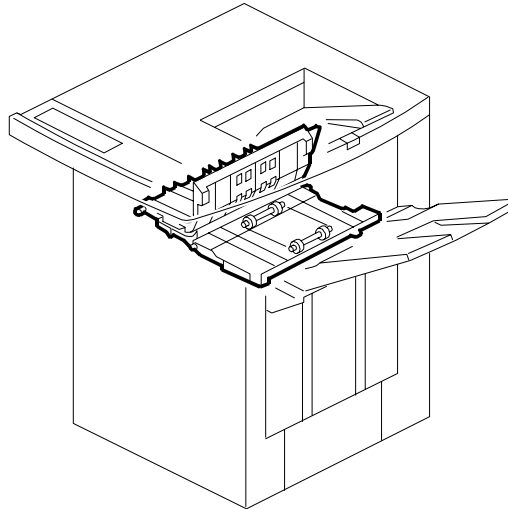
LOCATIONS OF UNITS

7. STAPLE TRANSPORT 1 (B478)



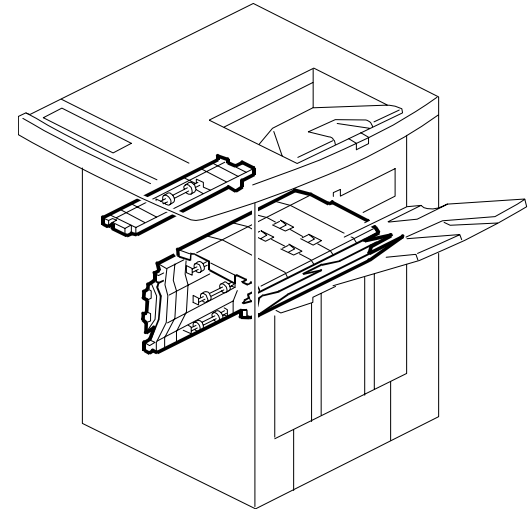
See Page 19

8. STAPLE TRANSPORT 2 (B478)



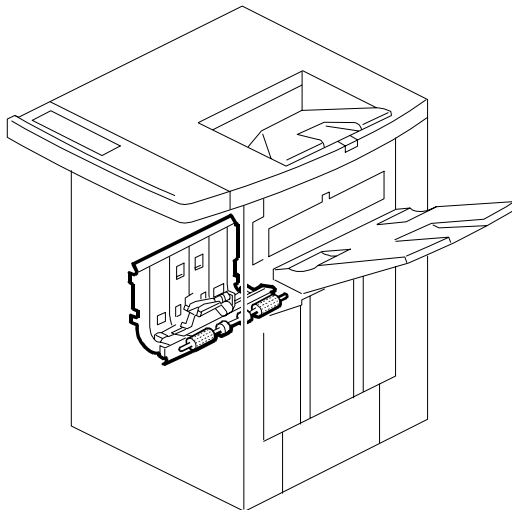
See Page 21

9. STAPLE TRANSPORT 3 (B478)



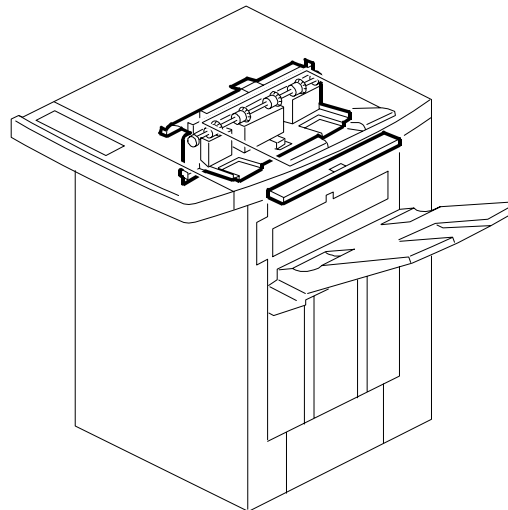
See Page 23

10. STAPLE TRANSPORT 4 (B478)



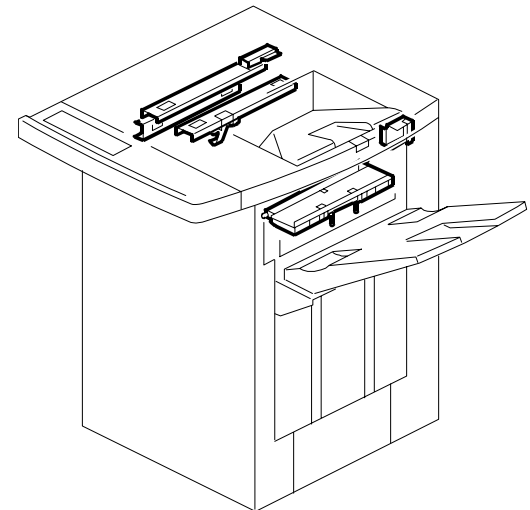
See Page 25

11. TRANSPORT SECTION 1 (B478)



See Page 27

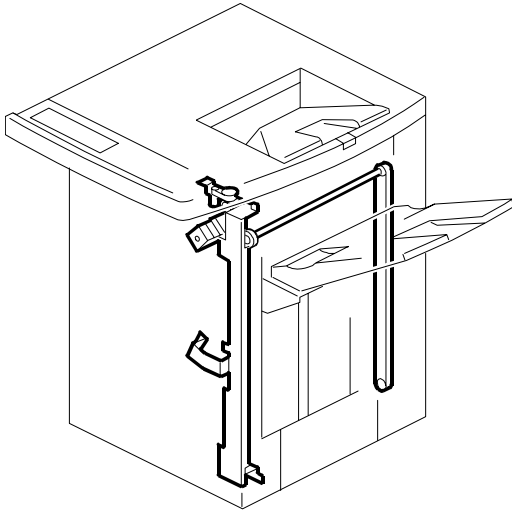
12. TRANSPORT SECTION 2 (B478)



See Page 29

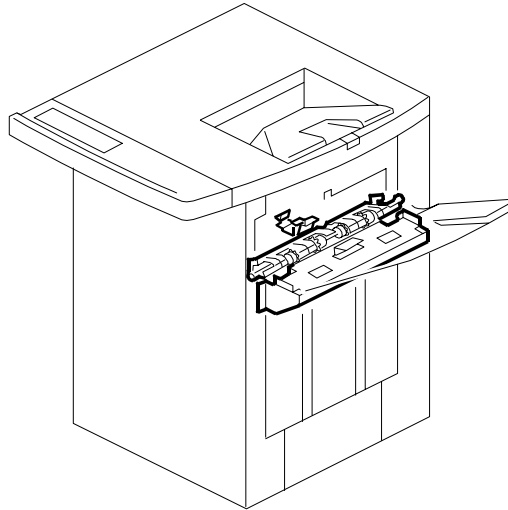
LOCATIONS OF UNITS

13. PAPER EXIT SECTION 1 (B478)



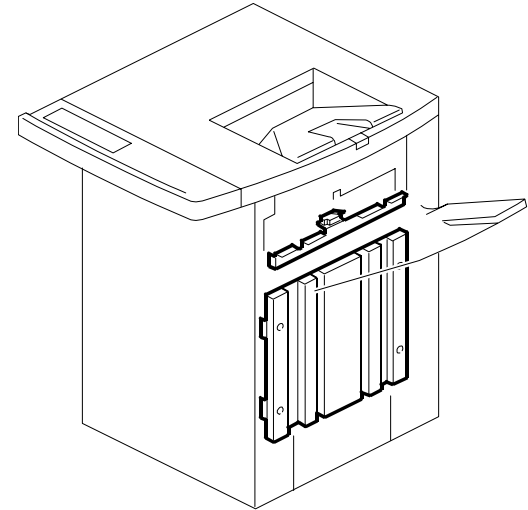
See Page 31

14. PAPER EXIT SECTION 2 (B478)



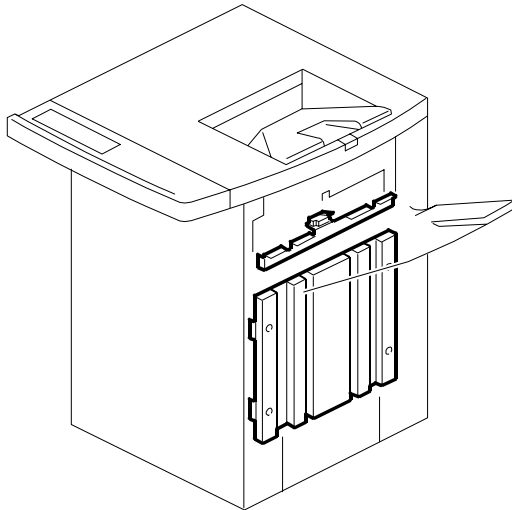
See Page 33

15. PAPER EXIT SECTION 3 (B478)



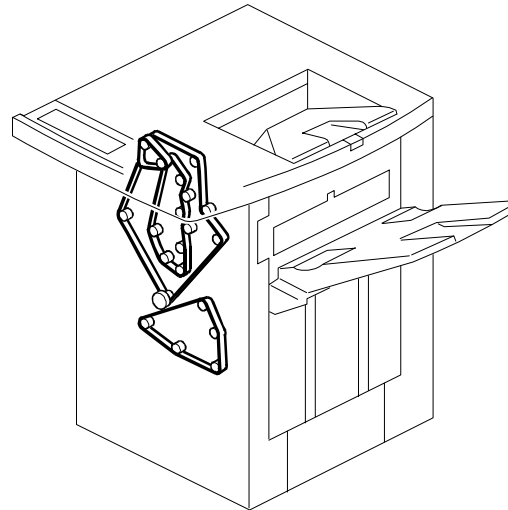
See Page 35

16. PAPER EXIT SECTION 4 (B478)



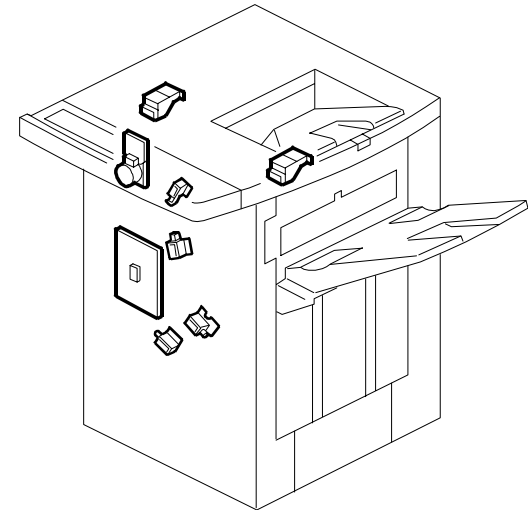
See Page 37

17. DRIVE SECTION (B478)



See Page 39

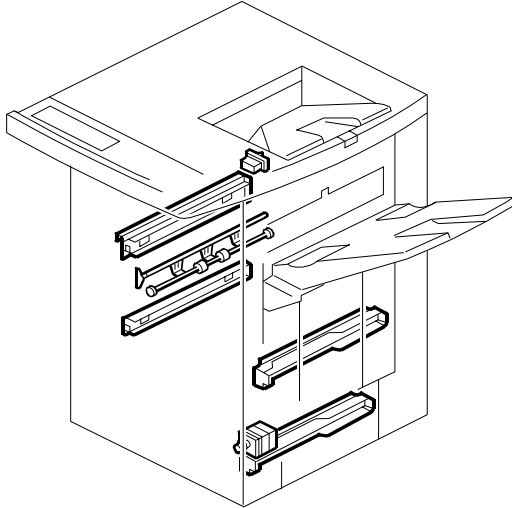
18. ELECTRICAL SECTION (B478)



See Page 41

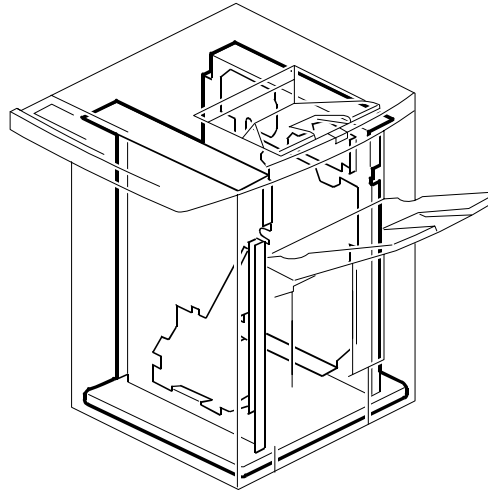
LOCATIONS OF UNITS

19. FRAME SECTION 1 (B478)



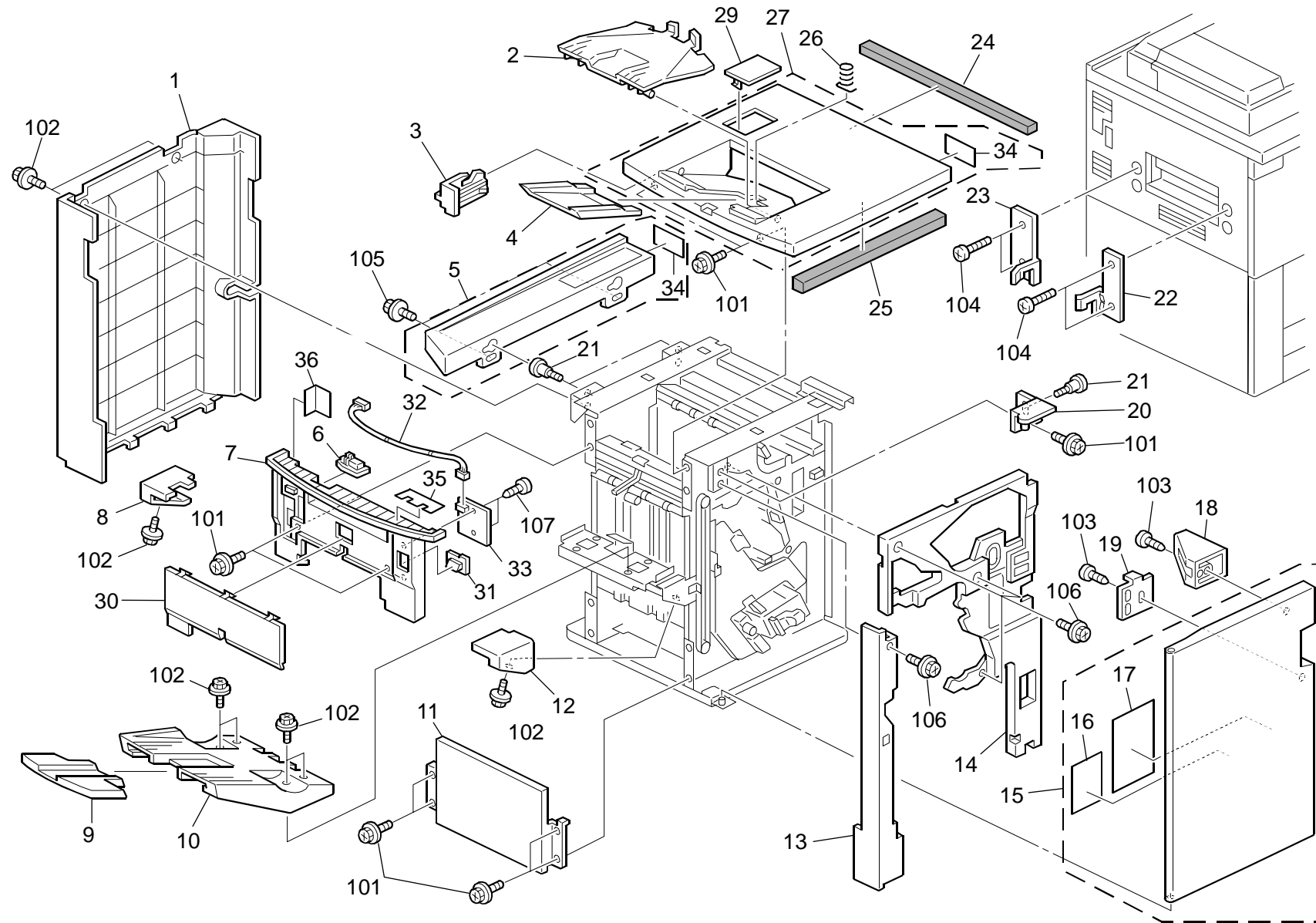
See Page 43

20. FRAME SECTION 2 (B478)

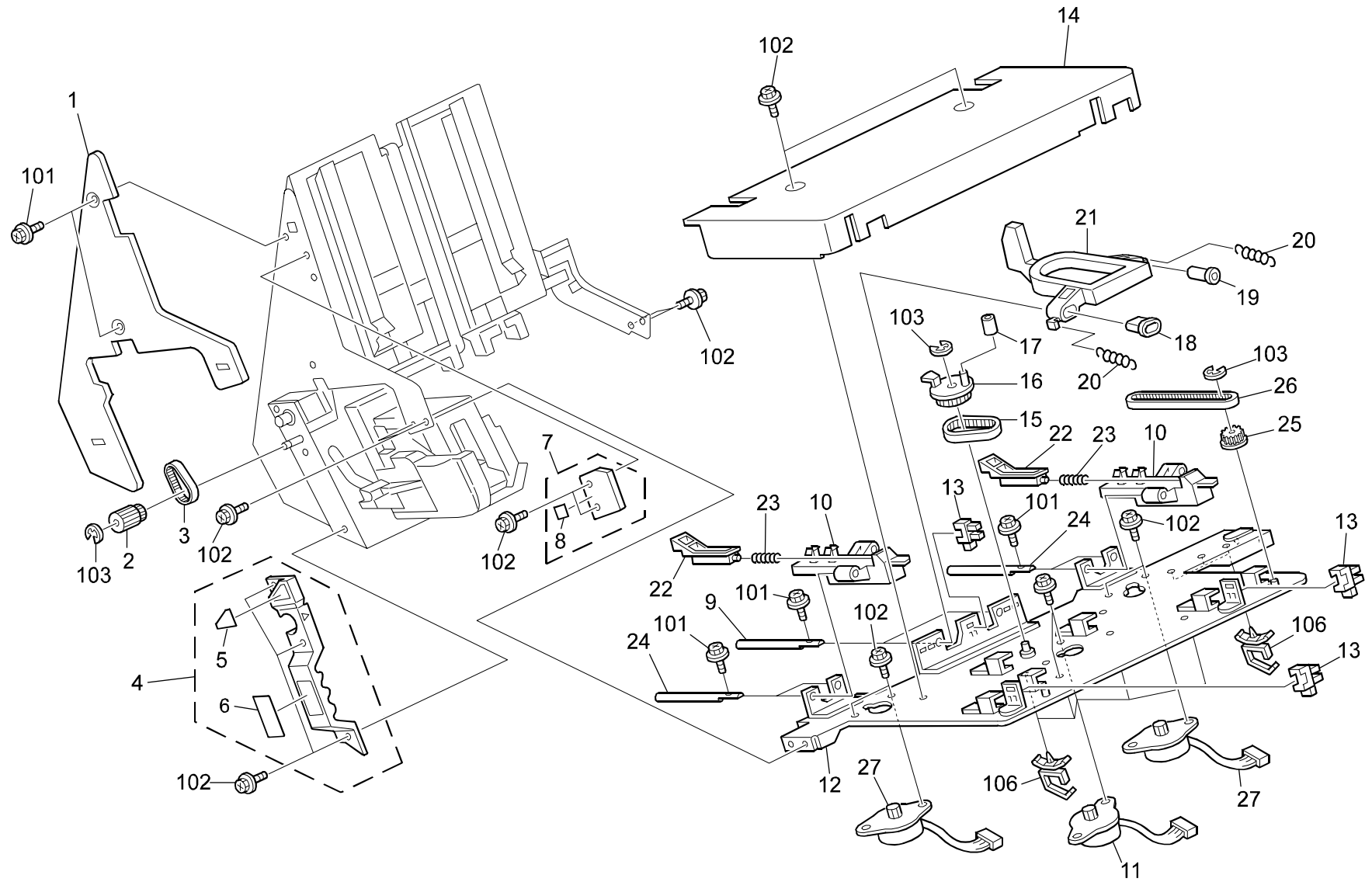


See Page 45

1.EXTERIOR (B478)



2.STAPLE TRAY 1 (B478)



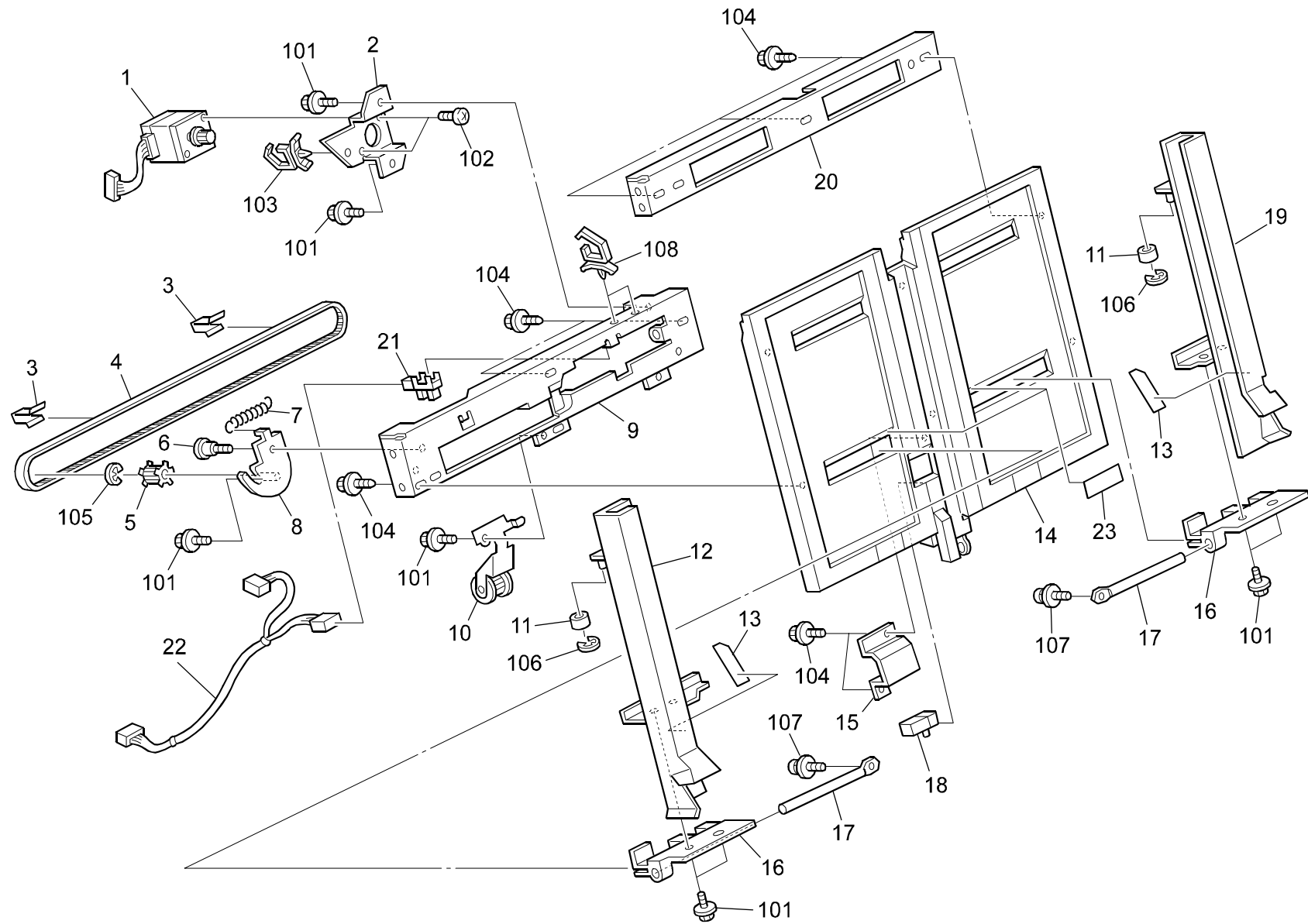
2.STAPLE TRAY 1 (B478)



Index No.	Part No.	Description	Q'ty Per Assembly
1	B302 6651	Inner Cover - Staple Tray	1
2	B302 4273	Stapler Unit Knob	1
3	B302 4155	Timing Belt - 153P3M6	1
4	B302 7008	Cover - Stapler Unit Drive	1
5	B302 7709	Decal - R9	1
6	B302 7708	Decal - R8	1
7	B302 7007	Staple Tray Grip	1
8	B312 5715	Decal - R7	1
	B302 7707	O/O MB4	
9	B302 4151	Stack Plate Shaft	2
10	B478 4132	Slider:vibrating Plate	2
11	AX04 0120	Stepped Motor - DC 9.0W	1
12	B478 4111	Stay:swing Unit:ass'y	1
13	AW02 0086	Photointerruptor	3
14	B478 4142	Cover:vibrating Plate	1
15	B302 4155	Timing Belt - 153P3M6	1
16	B302 4141	Stack Plate Wheel	1
17	B302 4142	Stack Plate Guide	1
18	B302 4113	Bushing - 6x9mm	1
19	B302 4112	Bushing - 6mm	1
20	B302 4153	Spring - 3x29mm	2
21	B302 4115	Stack Plate	1
22	B478 4133	Vibrating Plate:paper:both Ends	2
23	B478 4134	Compression Spring:plate:moveable	2
24	B478 4137	Shaft:vibrating Plate:both Ends	4
25	B478 4135	Timing Pulley:18t	1
26	B478 4136	Timing Belt:b40s2m204	1
27	AX04 0096	Stepping Motor - DC 18w	2

Index No.	Part No.	Description	Q'ty Per Assembly
101	0451 3008B	Tapping Screw - M3x8	
102	0451 3006B	Tapping Screw - M3x6	
103	0720 0040B	Retaining Ring - M4	
105	0451 3010B	Tapping Screw - M3x10	
106	1105 0310	Harness Clamp - LWS-1S	

3.STAPLE TRAY 2 (B478)

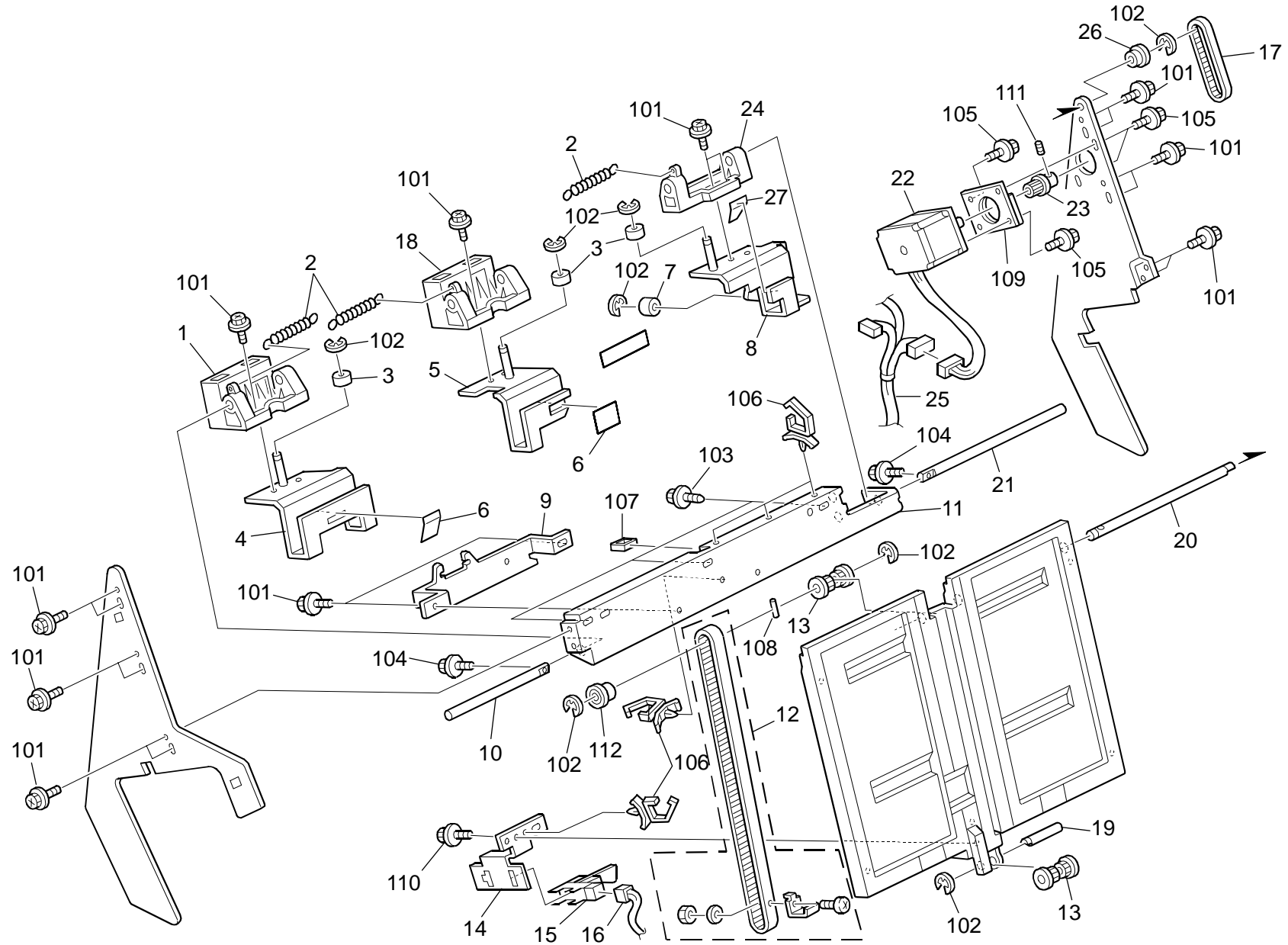


3.STAPLE TRAY 2 (B478)

Index No.	Part No.	Description	Q'ty Per Assembly
1	AX05 0148	Stepped Motor - DC 8.0W	1
2	B302 4752	Jogger Motor Bracket	1
3	A300 3634	Spring Plate - Timing Belt	2
4	B302 4756	Timing Belt - 753P3M6	1
5	AB03 0278	Idler - 20z	1
6	A697 1125	Stepped Screw - Lever	1
7	5442 4121	Spring - Oil Blade	1
8	B468 4766	Tightener	1
9	B302 4749	Stay:stapler:middle	1
10	A666 3220	Tightener - Timing Belt	1
11	5201 2722	Bushing - M6x5	2
12	B302 4611	Front Jogger Fence	1
13	B302 4629	Guide Mylar	2
14	B302 4712	Paper Feed Guide	1
15	B302 4721	Paper Guide - Positioning Roller	1
16	B302 4617	Jogger Fence Slider	2
17	B302 4619	Jogger Fence Shaft	2
18	AW01 0093	Photo Reflection Sensor - PS-117ND1	1
19	B302 4625	Rear Jogger Fence	1
20	B302 4738	Stay:stapler:upper	1
21	AW02 0086	Photointerruptor	1
22	B478 5370	Harness:motor:stapler Tray	1
23	B302 4776	Guide Mylar - 17x60	2

Index No.	Part No.	Description	Q'ty Per Assembly
101	0451 3006B	Tapping Screw - M3x6	
102	0313 0040B	Philips Pan Head Screw - M3x4	
103	1105 0229	Clamp	
104	0450 3008B	Tapping Screw - M3x8	
105	0720 0060B	Retaining Ring - M6	
106	0720 0040B	Retaining Ring - M4	
107	0951 3008B	Philips Screw With Flat Washer-M3x8	
108	1105 0199	Clamp	

4.STAPLE TRAY 3 (B478)

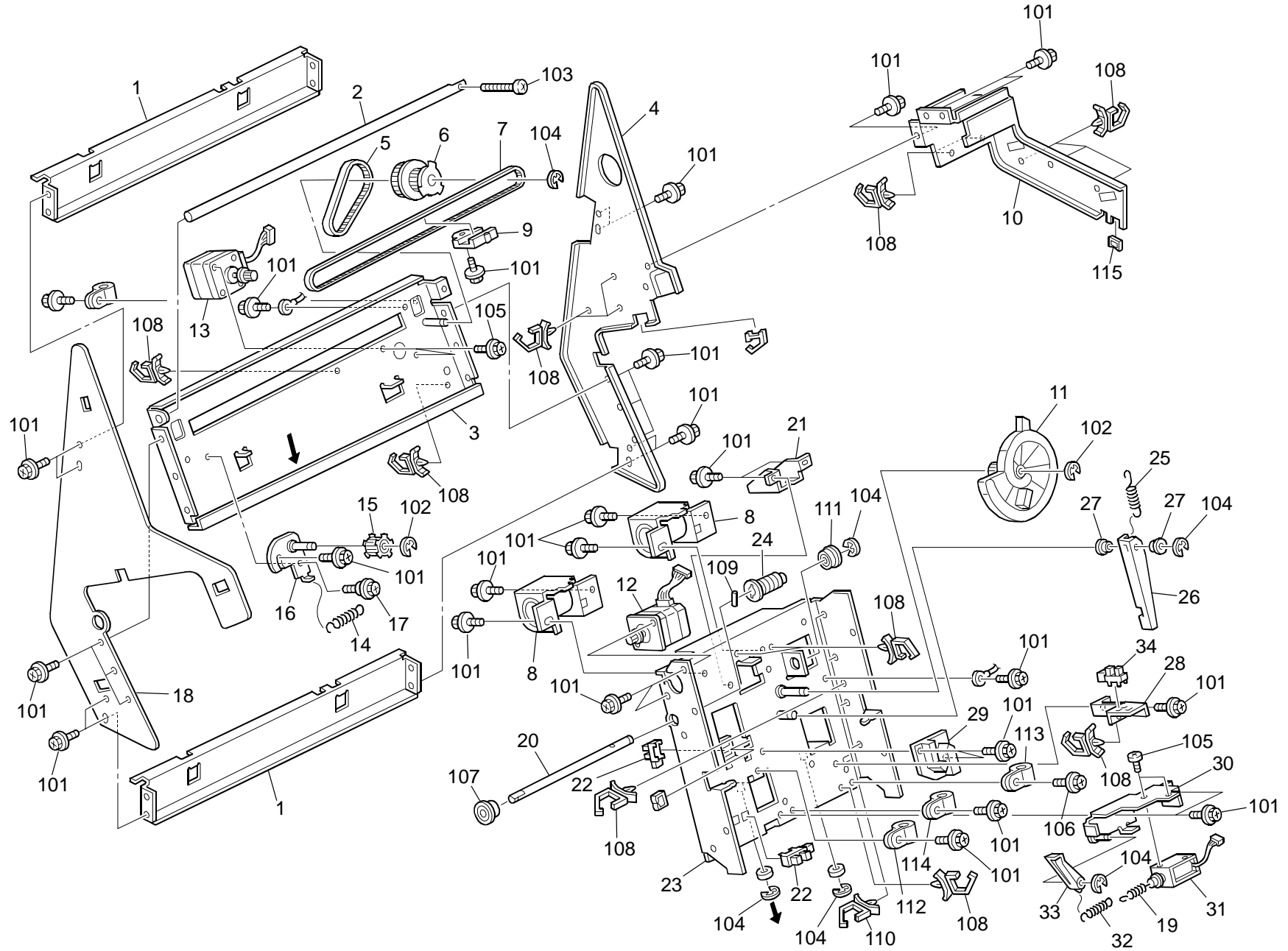


4.STAPLE TRAY 3 (B478)

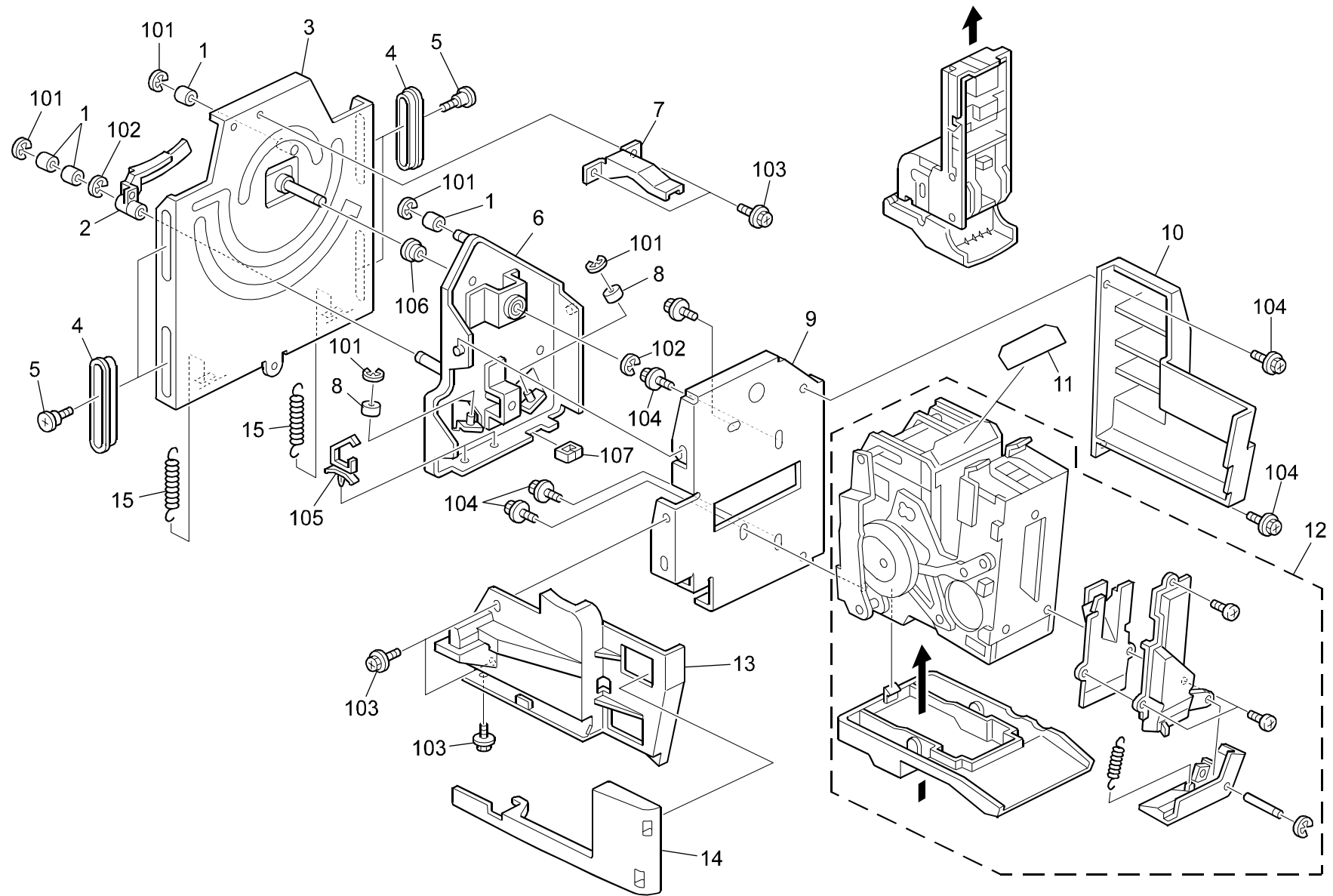
Index No.	Part No.	Description	Q'ty Per Assembly
1	B478 4515	Slider:standard Fence:ass'y	2
2	A300 3759	Spring	3
3	B478 4538	Bushing:Standard Fence	3
4	B478 4511	Standard Fence:front:ass'y	1
5	B478 4521	Standard Fence:rear:ass'y	1
6	B302 4517	Mylar Guide	2
7	B302 4239	Guide Roller	1
8	B478 4531	Standard Fence:rear:auxiliary:ass'y	1
9	B302 4744	Bracket - Slide Holder Shaft	1
10	B302 4541	Front Shaft - Slide Holder	1
11	B302 4748	Stay:stapler:lower	1
12	B302 4770	Exit Belt:ass'y	1
13	A666 3180	Timing Pulley - Z32	2
14	B302 4727	Bracket - Feed-out Belt Sensor	1
15	AW02 0049	Photointerruptor - OS - 580213-703	1
16	B478 5390	Harness:stapler Tray:connecting	1
17	B302 4421	Timing Belt - 293P3M6	1
18	B478 4525	Slider:standard Fence:rear:ass'y	1
19	B302 4731	Lower Exit Shaft	1
20	B302 4717	Upper Exit Shaft	1
21	B302 4542	Rear Shaft - Slide Holder	1
22	AX05 0110	Stepping Motor - 2.4V 7.2W	1
23	B302 4423	Timing Pulley - 15Z	1
24	B478 4535	Slider:standard Fence:auxiliary	1
25	B478 5380	Harness:solenoid:exchange Powl	1
26	A697 2260	Pulley - 17T	1
27	B478 4527	Guide:Paper:Inner Back MB7 ADDED	1

Index No.	Part No.	Description	Q'ty Per Assembly
101	0451 3006B	Tapping Screw - M3x6	
102	0720 0040B	Retaining Ring - M4	
103	0450 3008B	Tapping Screw - M3x8	
104	0451 3010B	Tapping Screw - M3x10	
105	0451 4006B	Tapping Screw - 4x6	
106	1105 0199	Clamp	
107	1105 0328	Harness Clamp - ES-0505	
108	0633 0100G	Parallel Pin - 3x10	
109	1005 0946	Stepping Motor Cushion	
110	0450 3008B	Tapping Screw - M3x8	
111	0574 0050E	Hexagon Headless Set Screw - M4x5	
112	0741 3506	Ball Bearing - 6x12x4mm	

5.STAPLE TRAY 4 (B478)



6.STAPLER UNIT (B478)

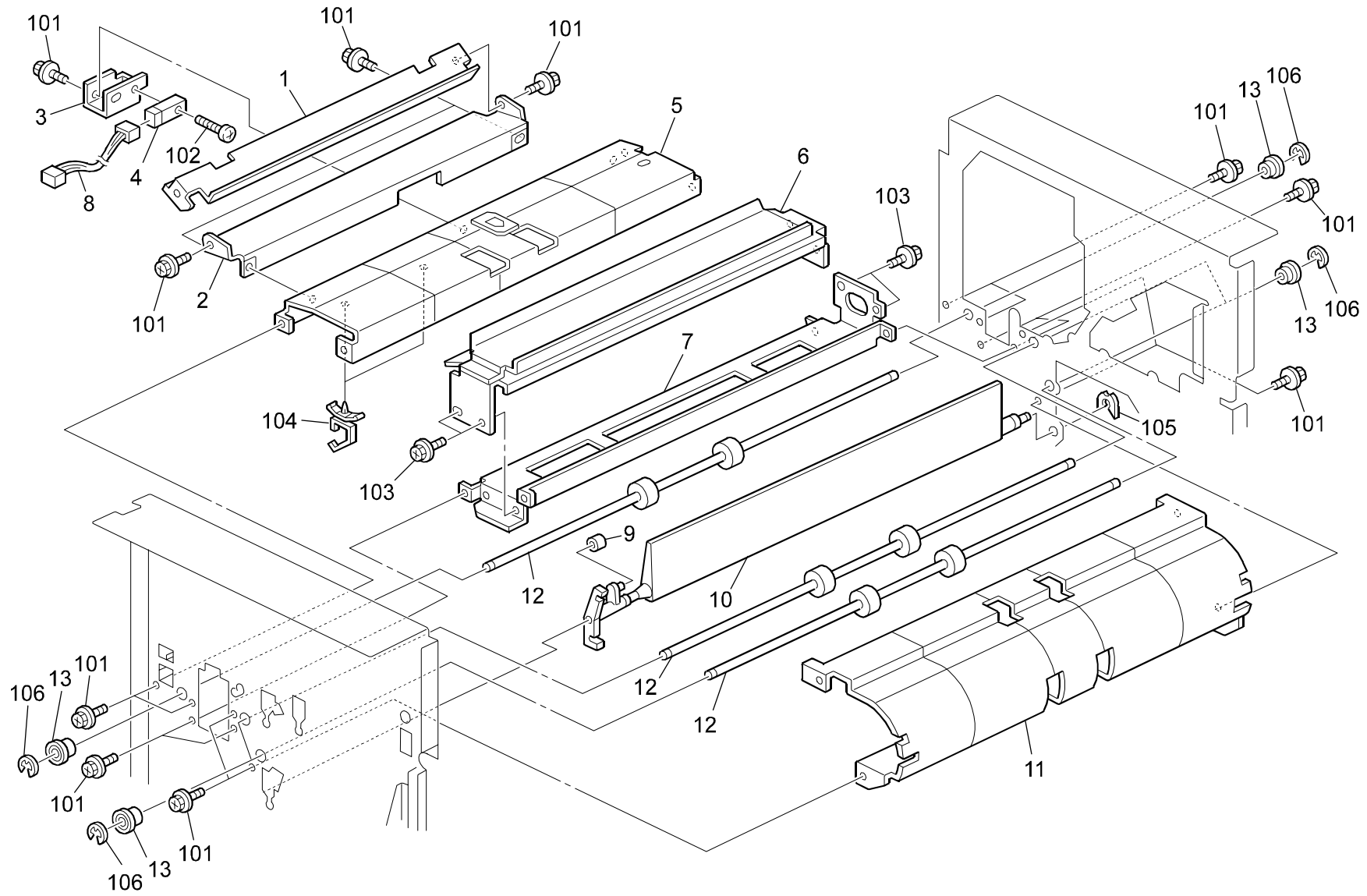


6.STAPLER UNIT (B478)

Index No.	Part No.	Description	Q'ty Per Assembly
1	B302 4239	Guide Roller	4
2	B302 4229	Sensor Actuator	1
3	B302 4248	Holder: Middle: Stapler: Ass'y	1
	B302 4236	X/O MB2	
4	B302 4238	Slide Guide	4
5	A697 4150	Stepped Screw - M5	4
6	B302 4218	2nd Holder - Stapler Unit	1
7	B302 4247	Slider Hook	1
8	A377 4741	Roller - M14	2
9	B302 4214	Stapler Bracket	1
10	B302 4217	Rear Stapler Cover	1
11	B478 4219	Guide:stapler:entrance	1
12	AJ01 1017	Stapler:eh-1100r2	1
13	B302 4215	Front Stapler Cover	1
14	B302 4216	Stapler Harness Cover	1
15	B302 4267	Spring - 10x59mm	2

Index No.	Part No.	Description	Q'ty Per Assembly
101	0720 0040B	Retaining Ring - M4	
102	0720 0060B	Retaining Ring - M6	
103	0451 3006B	Tapping Screw - M3x6	
104	0451 4008B	Philips Tapping Screw - M4x8	
105	1105 0229	Clamp	
106	0805 3368	Ball Bearing - 8x16x5mm	
107	1105 0243	Wire Saddle	

7.STAPLE TRANSPORT 1 (B478)

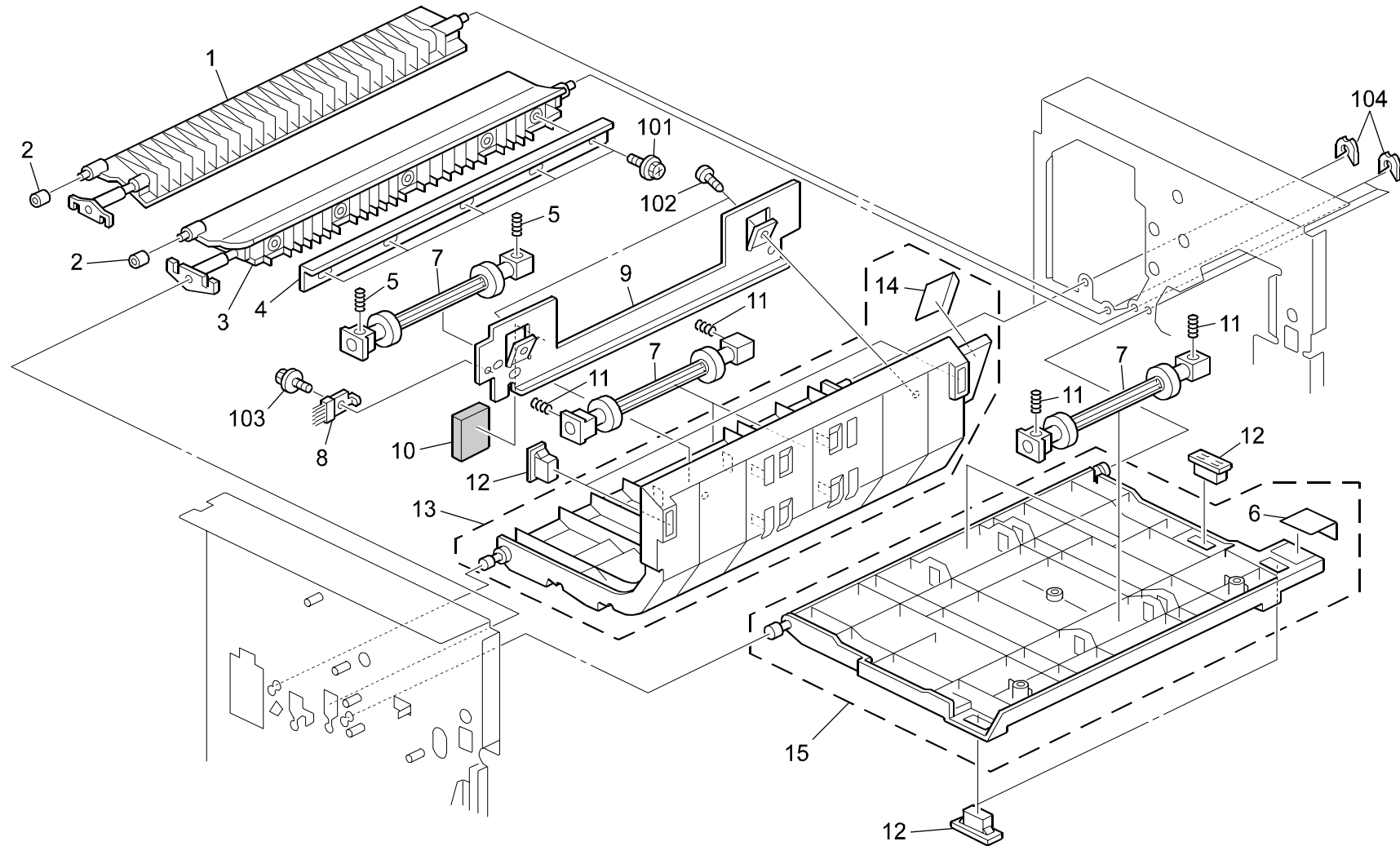


7.STAPLE TRANSPORT 1 (B478)

Index No.	Part No.	Description	Q'ty Per Assembly
1	A697 2251	Upper Relay Guide	1
2	A697 2250	Lower Relay Guide	1
3	B302 2354	Entrance Sensor Bracket	1
4	AW01 0093	Photo Reflection Sensor - PS-117ND1	1
5	B302 2363	Guide Plate:entrance:lower	1
6	A697 2160	Guide Plate - Punch Unit	1
7	A697 1131	Middle Stay	1
8	B478 5241	Harness:Entrance Sensor:Connecting	1
	B478 5240	X/O MB12	
9	A458 2251	Cushion - Bin Solenoid Lever	1
10	B302 2716	Gate Pawl	1
11	B302 2347	Turn Guide	1
12	AF02 0501	Transport Roller	3
13	A859 2230	Ball Bearing - 6x13x5	6

Index No.	Part No.	Description	Q'ty Per Assembly
101	0451 3006B	Tapping Screw - M3x6	
102	0313 0140B	Philips Pan Head Screw - M3x14	
103	0451 4006B	Tapping Screw - 4x6	
104	1105 0199	Clamp	
105	0805 0089	Retaining Ring - M4	
106	0720 0040B	Retaining Ring - M4	

8.STAPLE TRANSPORT 2 (B478)

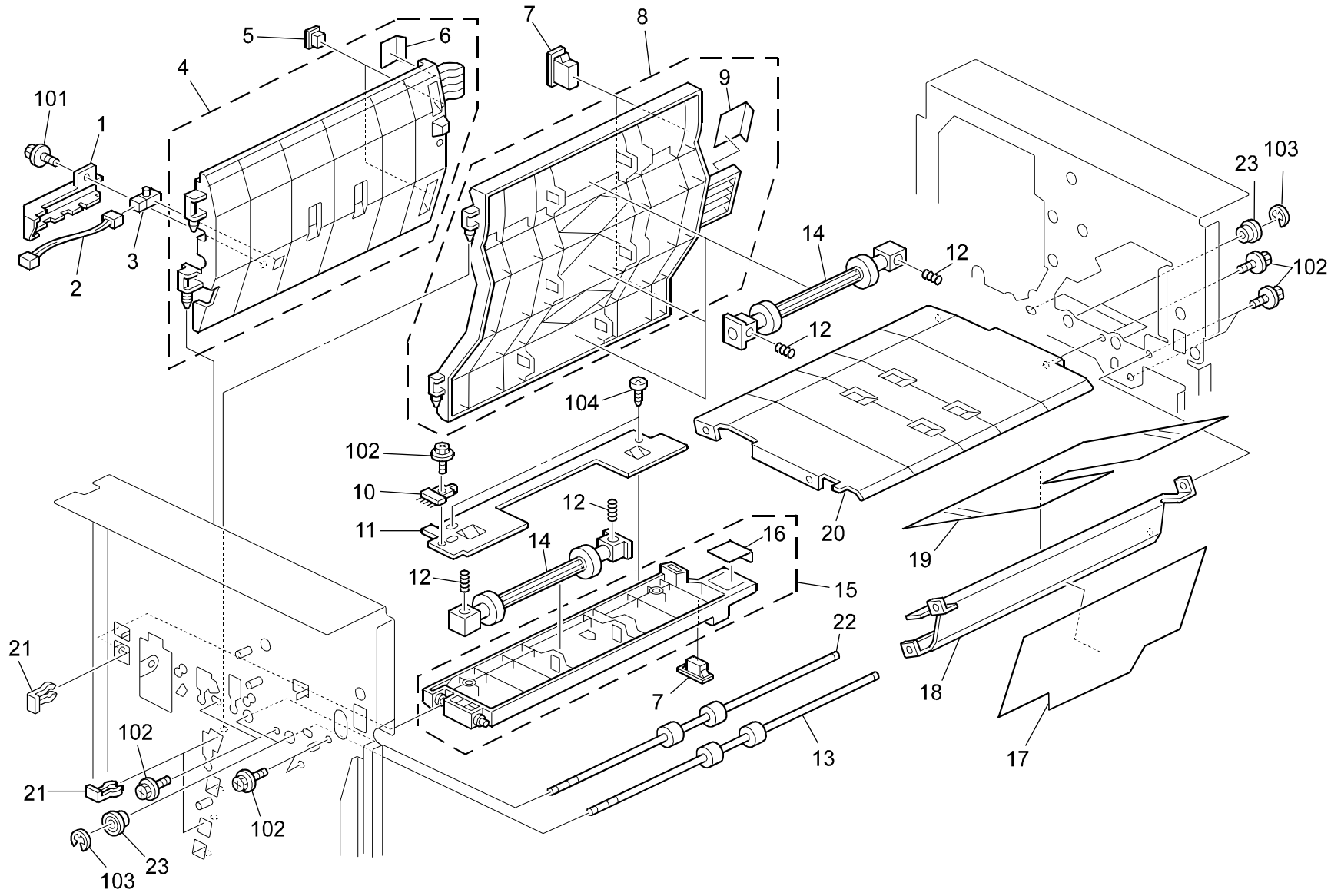


8.STAPLE TRANSPORT 2 (B478)

Index No.	Part No.	Description	Q'ty Per Assembly
1	B302 2611	Stapler Junction Gate	1
2	A458 2251	Cushion - Bin Solenoid Lever	2
3	B302 2514	Exit Junction Gate	1
4	B302 2513	Support Plate - Exit Gate	1
5	B302 2224	Pressure Spring - 5.5x18mm	2
6	B302 7703	Decal - R3	1
7	AF02 2147	Driven Roller	5
8	AA12 0097	Antistatic Brush	1
9	B302 2352	Support Plate	1
10	B302 2296	Guide Holder Cushion	1
11	AA06 3400	Pressure Spring - 5.5x19.5mm	8
12	A680 1181	Magnetic Catch	5
13	B302 7014	Guide Plate:Proof Tray:Ass'y	1
14	B302 7702	Decal - R2	1
15	B302 7013	Upper Guide - Shift Tray	1

Index No.	Part No.	Description	Q'ty Per Assembly
101	0451 3008B	Tapping Screw - M3x8	
102	0452 4008B	Binding Self Tapping Screw - M4x8	
103	0451 3006B	Tapping Screw - M3x6	
104	0805 0089	Retaining Ring - M4	

9.STAPLE TRANSPORT 3 (B478)



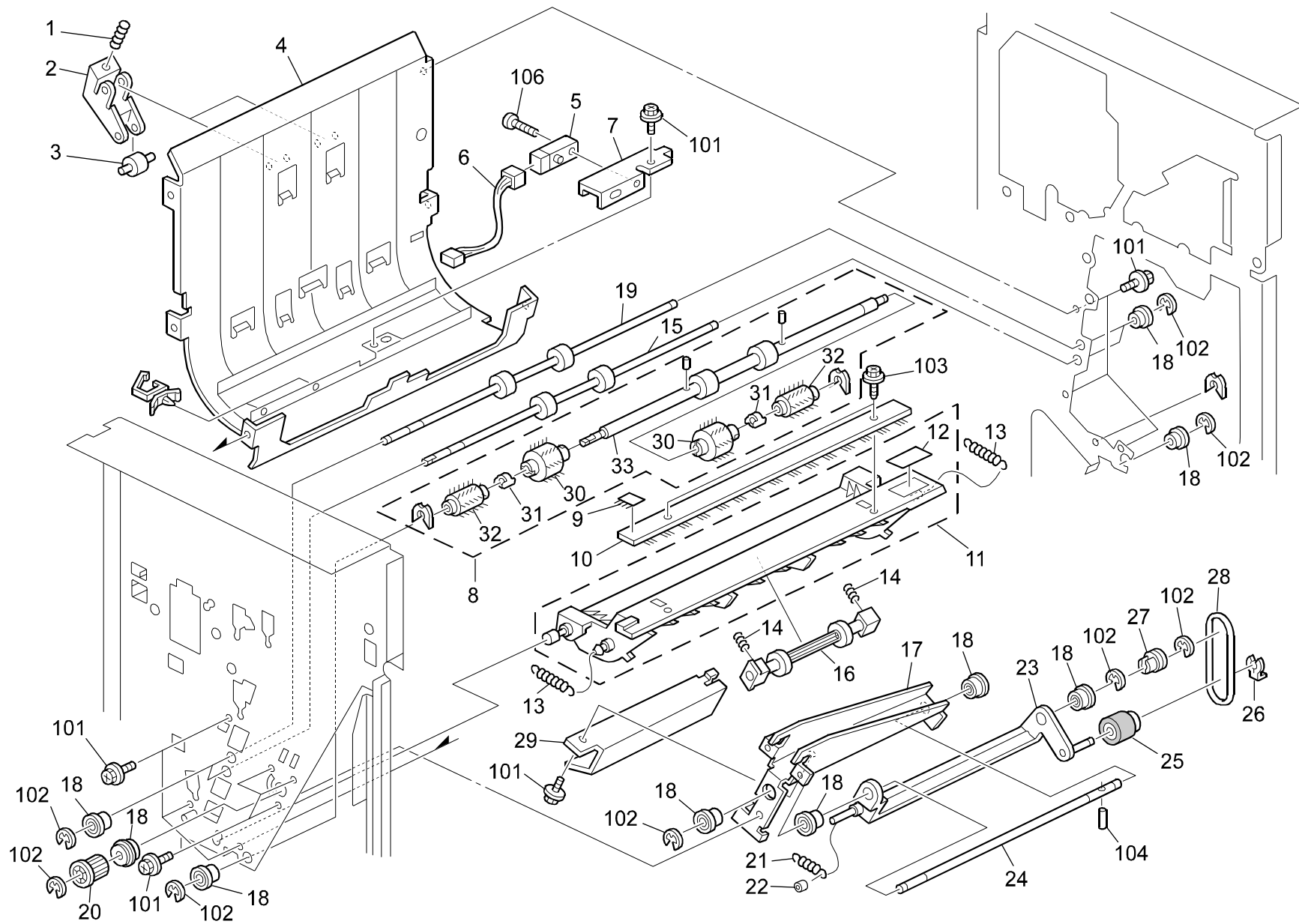
9.STAPLE TRANSPORT 3 (B478)

Index No.	Part No.	Description	Q'ty Per Assembly
1	B302 2442	Cover - Stack Tray Paper Sensor	1
2	B478 5320	Harness:duplex Stack:connecting	1
3	AW01 0093	Photo Reflection Sensor - PS-117ND1	1
4	B302 7005	Middle Guide - Vertical Transport	1
5	G012 1531	Magnet	2
6	B302 7705	Decal - R5	1
7	A680 1181	Magnetic Catch	3
8	B302 7004	Left Guide - Vertical Transport	1
9	B302 7704	Decal - R4	1
10	AA12 0097	Antistatic Brush	1
11	B302 2352	Support Plate	1
12	AA06 3400	Pressure Spring - 5.5x19.5mm	8
13	AF02 0502	Transport Roller	1
14	AF02 2147	Driven Roller	4
15	B302 7001	Upper Entrance Guide	1
16	B302 7701	Decal - R1	1
17	B302 2361	Mylar Exit Guide - Shift Tray	1
18	A379 2521	Exit Guide Plate	1
19	A379 2523	Exit Guide Mylar	1
20	B302 2342	Lower Guide - Shift Tray	1
21	C101 2360	Snap Ring	4
22	AF02 0501	Transport Roller	1
23	A859 2230	Ball Bearing - 6x13x5	4

Index No.	Part No.	Description	Q'ty Per Assembly
101	0450 3008B	Tapping Screw - M3x8	
102	0451 3006B	Tapping Screw - M3x6	
103	0720 0040B	Retaining Ring - M4	
104	0313 0040B	Philips Pan Head Screw - M3x4	



10.STAPLE TRANSPORT 4 (B478)

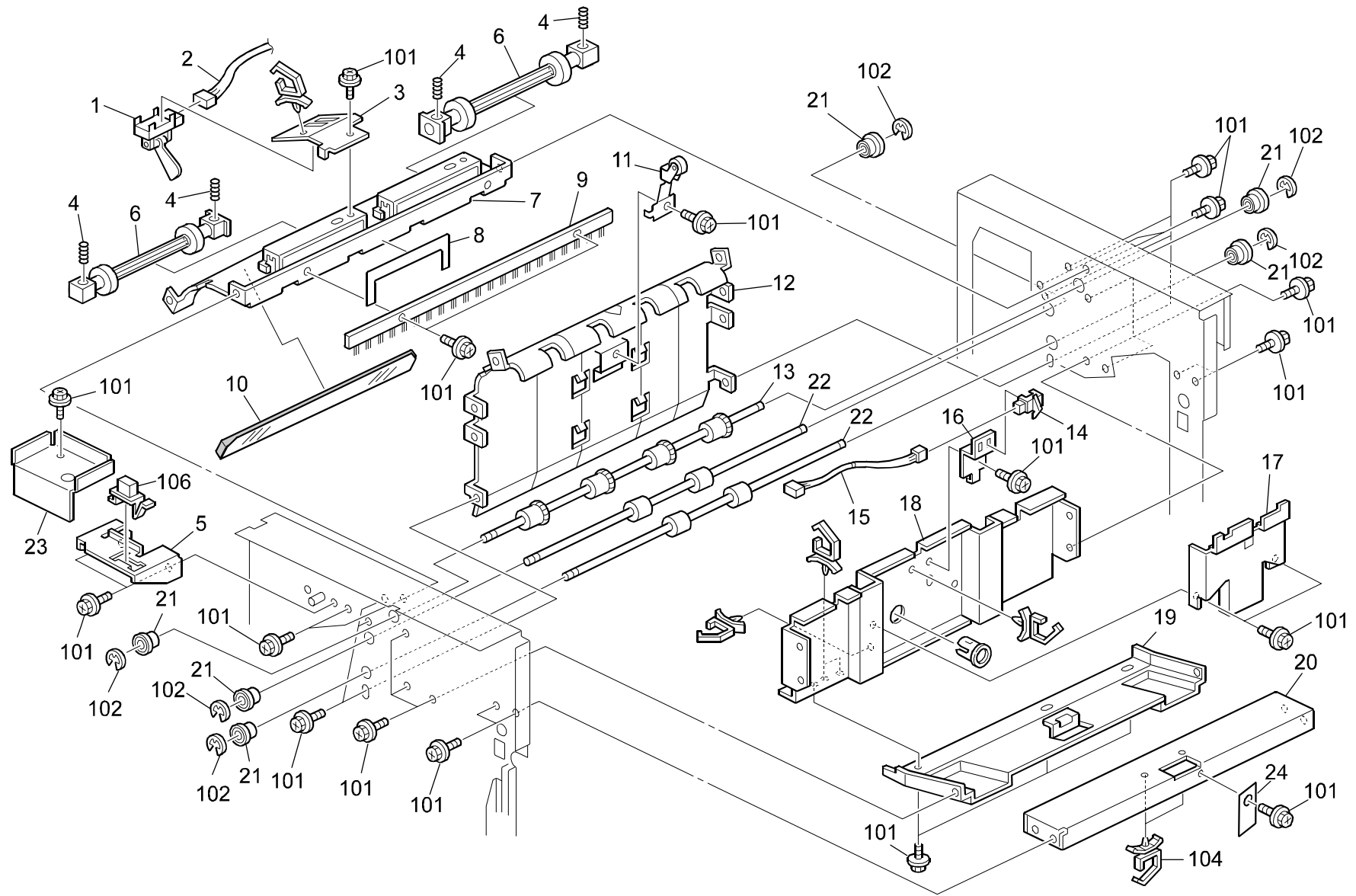


10.STAPLE TRANSPORT 4 (B478)

Index No.	Part No.	Description	Q'ty Per Assembly
1	B302 2429	Pressure Spring - 6x18mm	2
2	B302 2428	Driven Roller Holder	2
3	A376 3153	Lower Driven Roller	2
4	B302 2437	Right Guide - Vertical Transport	1
5	AW01 0093	Photo Reflection Sensor - PS-117ND1	1
6	B478 5350	Harness:stapler Tray:connecting	1
7	B302 2416	Exit Sensor Bracket - Staple Tray	1
8	B302 2410	Exit Roller - Staple Tray	1
9	A697 2131	Antistatic Brush	1
10	AA12 0099	Antistatic Brush - 320mm	1
11	B302 7026	Guide Plate:lower:open And Close	1
12	B302 7706	Decal - R6	1
13	B302 2459	Spring - 5x39mm	2
14	AA06 3529	Pressure Spring - 14.5mm	2
15	AF02 0502	Transport Roller	1
16	AF02 2147	Driven Roller	1
17	B302 2124	Positioning Roller Bracket	1
	B302 2118	X/O MB3	
18	A859 2230	Ball Bearing - 6x13x5	11
19	B302 2461	Transport Roller	1
20	A697 2260	Pulley - 17T	1
21	B478 2127	Tension Spring:gathering Roller	1
22	AA16 1099	Lever Cushion	1
23	B478 2111	Positioning Roller Arm	1
24	B302 2115	Positioning Roller Drive Shaft	1
25	B478 2116	Reverse Roller - Stapler Tray	1
26	5447 2681	Snap Ring	1
27	5919 2127	Positioning Roller Pulley	1
28	5919 2132	Positioning Roller Belt	1
29	B478 2123	Guide:bracket:gathering Roller	1
30	A697 2138	Brush Roller	2
31	A697 2132	Joint - Brush Roller	2
32	B302 2413	Brush Roller	2
33	B302 2411	Exit Roller:lower:sub-ass'y	1

Index No.	Part No.	Description	Q'ty Per Assembly
101	0451 3006B	Tapping Screw - M3x6	
102	0720 0040B	Retaining Ring - M4	
103	0450 3008B	Tapping Screw - M3x8	
104	0623 0120E	Spring Pin - M3x12	
105	1105 0199	Clamp	
106	0313 0140B	Philips Pan Head Screw - M3x14	

11. TRANSPORT SECTION 1 (B478)

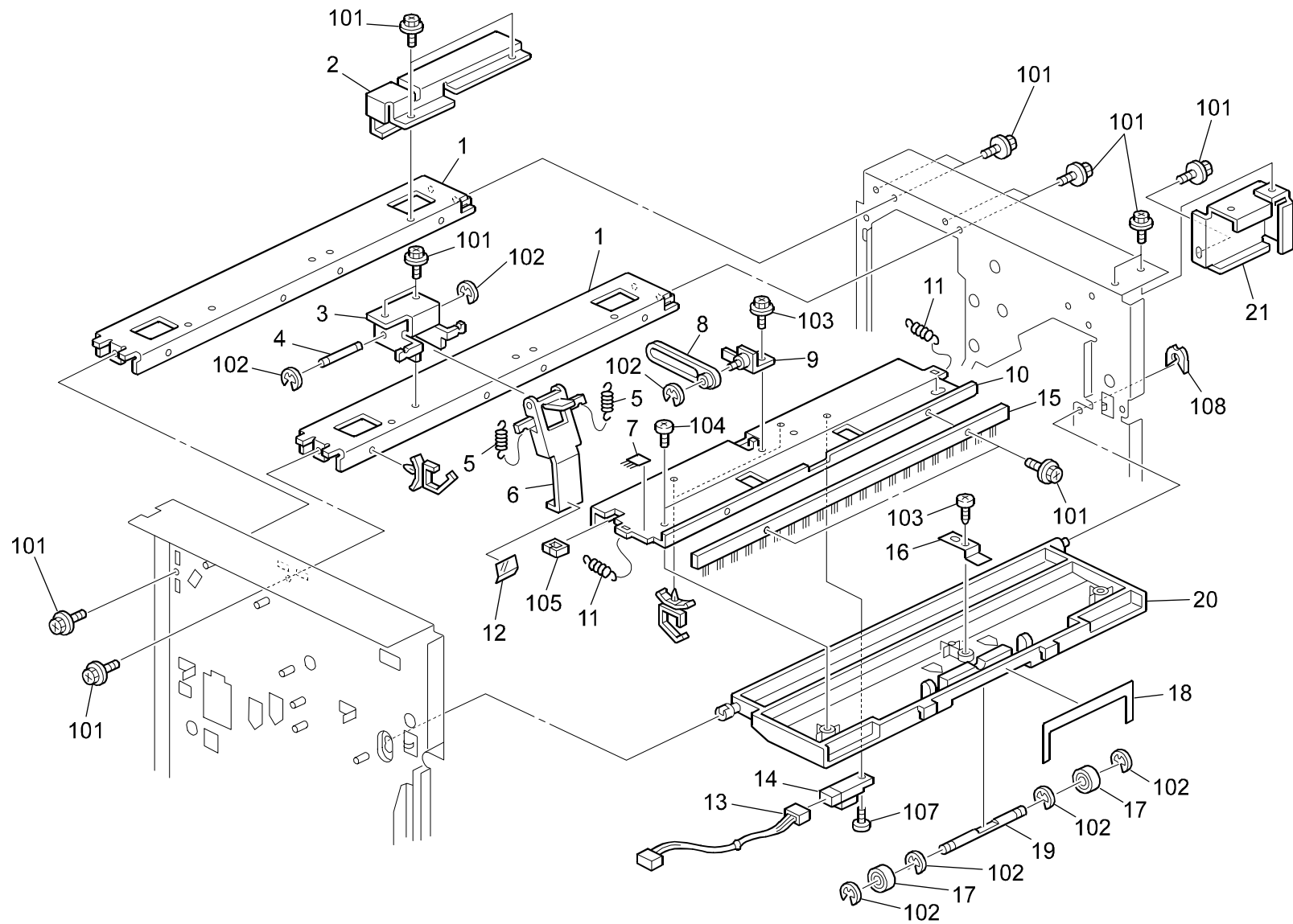


11. TRANSPORT SECTION 1 (B478)

Index No.	Part No.	Description	Q'ty Per Assembly
1	AW02 0049	Photointerruptor - OS - 580213-703	1
2	B478 5250	Harness:proof Tray:connecting	1
3	B302 2237	Exit Sensor Bracket - Upper Tray	1
4	AA06 3529	Pressure Spring - 14.5mm	4
5	B478 1123	Bracket:connector	1
6	AF02 2148	Roller:driven:l=125	2
7	B302 2218	Upper Exit Guide - Upper Tray	1
8	B302 2216	Exit Guide - Upper Exit Guide	1
9	AA12 0090	Discharge Brush L=320 MM3	1
10	B302 2217	Entrance Guide - Upper Exit Guide	1
11	B478 2231	Roller:exit:auxiliary:ass'y	1
12	B302 2230	Left Guide - Upper Tray	1
13	B302 2202	Exit Roller - Upper Tray	1
14	AW02 0103	Photointerrupter	1
15	B478 5261	Harness:Proof Tray:Connecting	1
15	B478 5260	X/O MB12	1
16	B302 2247	Overflow Sensor Bracket	1
17	B302 2254	Overflow Sensor Cover	1
18	B302 2243	Upper End Fence - Upper Tray	1
19	B302 2253	Lower End Fence - Upper Tray	1
20	B302 1133	Upper Exit Stay	1
21	A859 2230	Ball Bearing - 6x13x5	6
22	AF02 0501	Transport Roller	2
23	B478 1129	Cover:connector	1
	B478 1127	X/O MB11	
24	B302 1134	Lever Stay	1

Index No.	Part No.	Description	Q'ty Per Assembly
101	0451 3006B	Tapping Screw - M3x6	
102	0720 0040B	Retaining Ring - M4	
103	1105 0199	Clamp	
104	1105 0310	Harness Clamp - LWS-1S	
105	1106 0411	Bushing - 11.5mm	
106	1102 8534	Connector - QR/P17-14S-B	

12.TRANSPORT SECTION 2 (B478)

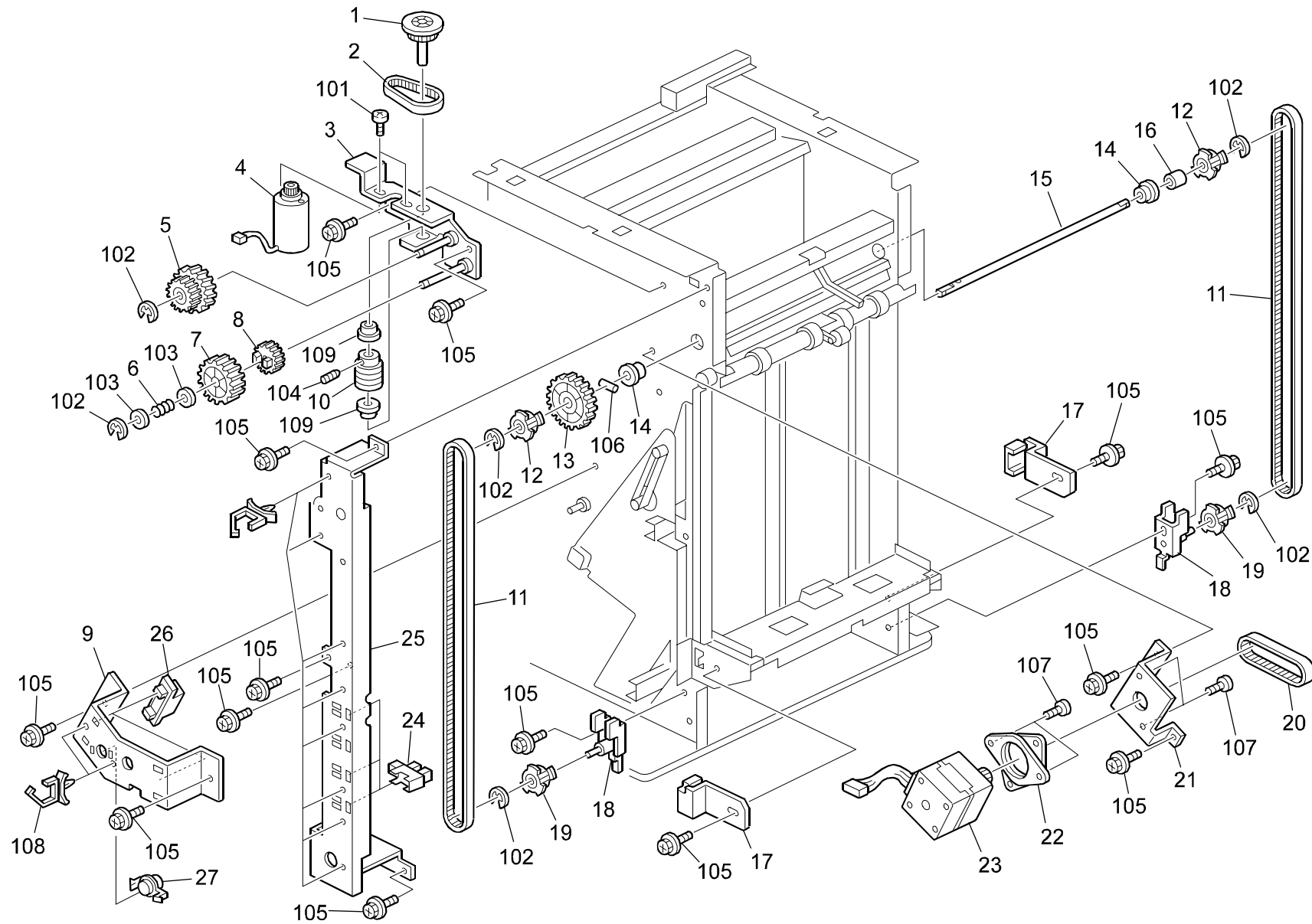


12.TRANSPORT SECTION 2 (B478)

Index No.	Part No.	Description	Q'ty Per Assembly
1	B408 1413	Coupling Stay	2
2	B302 6414	Upper Cover Stay	1
3	B302 2297	Guide Holder Bracket	1
4	B302 2293	Guide Holder Shaft	1
5	B302 2294	Guide Holder Tension Spring	2
6	B302 2298	Guide Holder Lever	1
7	A697 2131	Antistatic Brush	1
8	B302 2326	Link - Upper Exit Guide	1
9	A353 3361	Exit Guide Bracket	1
10	B302 2329	Exit Guide Bracket	1
11	B302 2328	Exit Guide Shift Spring	2
12	B302 2295	Guide Holder Film	1
13	B478 5270	Harness:shift Tray:connecting	1
14	AW01 0088	Sensor GP2A200ICS - Assembly	1
15	B302 2323	Antistatic Brush - 320mm	1
16	A353 3354	Driven Roller Holder	1
17	B478 2328	Exit Roller:Driven	2
18	A379 2215	Exit Mylar	1
19	B478 2324	Exit Roller Shaft	1
20	A697 2175	Upper Exit Guide	1
21	B302 6413	Front Left Stay	1

Index No.	Part No.	Description	Q'ty Per Assembly
101	0451 3006B	Tapping Screw - M3x6	
102	0720 0040B	Retaining Ring - M4	
103	0451 4006B	Tapping Screw - 4x6	
104	0452 4008B	Binding Self Tapping Screw - M4x8	
105	1105 0328	Harness Clamp - ES-0505	
106	1105 0199	Clamp	
107	0313 0060B	Philips Pan Head Screw - M3x6	
108	0805 0089	Retaining Ring - M4	

13.PAPER EXIT SECTION 1 (B478)

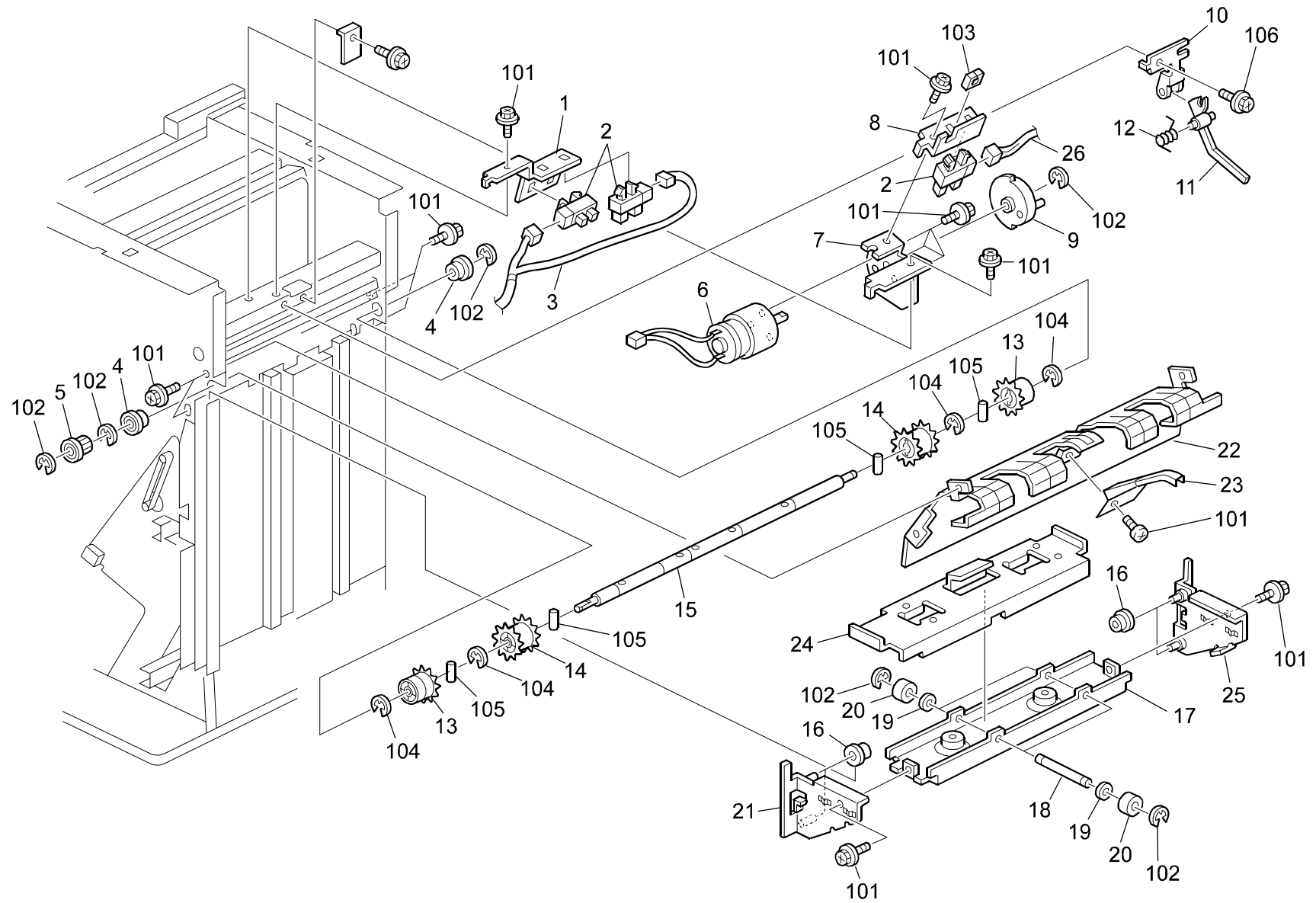


13.PAPER EXIT SECTION 1 (B478)

Index No.	Part No.	Description	Q'ty Per Assembly
1	A697 3225	Worm Wheel Shaft	1
2	AA04 3054	Timing Belt - 142 P2M4	1
3	A697 3130	Lift Motor Bracket	1
4	AX05 0074	DC Motor - 24V - 9.9W	1
5	A697 3145	Gear - 36Z/18Z	1
6	A353 3113	Pressure Spring	1
7	A697 3140	Gear - 30Z	1
8	A697 3135	Gear - 18Z	1
9	B302 1194	Magnet Catch Bracket	1
10	A300 2736	Worm Gear	1
	AB01 3709	X/ MB9	
11	A697 3155	Timing Belt - B60S5M1420	2
12	A697 3180	Pulley - 18T	2
13	A697 3170	Gear - 42Z	1
14	C203 5135	Bushing - 10x14x5.9	2
15	A697 3165	Tray Drive Shaft	1
16	A697 3175	Spacer - 10x14x13.5mm	1
17	A697 3150	Fixing Plate - Timing Belt	2
18	A697 3190	Tightener	2
19	A697 3185	Pulley - 18T	2
20	AA04 3305	Timing Belt - 210P3M6	1
21	A379 1711	Motor Bracket	1
22	A663 2113	Cushion - Stepping Motor	1
23	AX05 0147	Stepped Motor - DC 3.8W	1
24	AW02 0114	Photo Interruptor - Lower Limit	3
25	A697 3161	Bracket:sensor:paper Volume Sensor	1
26	AG07 1010	Magnet Catch	2
27	B478 1193	Holder:coupling:upper	1

Index No.	Part No.	Description	Q'ty Per Assembly
101	0313 0050B	Philips Pan Head Screw - M3x5	
102	0720 0060B	Retaining Ring - M6	
103	0807 5056	Washer - 8.1mm	
104	0574 0040E	Hexagon Headless Set Screw - M4x4	
105	0451 3006B	Tapping Screw - M3x6	
106	0634 0200G	Parallel Pin - 4x20	
107	0313 0040B	Philips Pan Head Screw - M3x4	
108	1105 0310	Harness Clamp - LWS-1S	
109	0741 3506	Ball Bearing - 6x12x4mm	

14.PAPER EXIT SECTION 2 (B478)

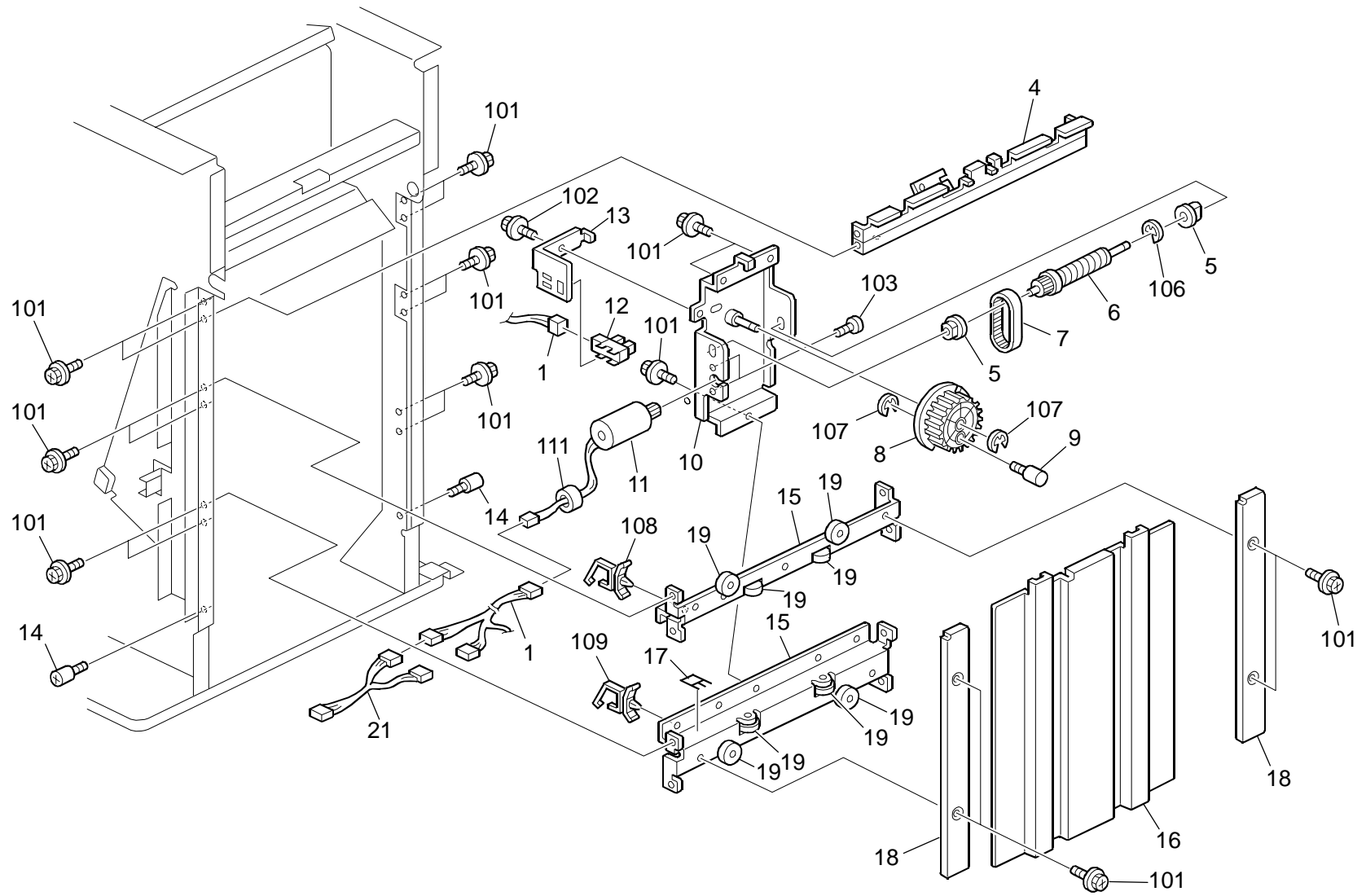


14.PAPER EXIT SECTION 2 (B478)

Index No.	Part No.	Description	Q'ty Per Assembly
1	B302 1153	Bracket - Paper Height Sensor	1
2	AW02 0086	Photointerruptor	3
3	B478 5280	Harness:shift Tray:connecting	1
4	A859 2230	Ball Bearing - 6x13x5	2
5	A697 2260	Pulley - 17T	1
6	AX04 0097	DC Motor - DC 5W	1
7	B302 1146	Bracket - Exit Guide Plate Motor	1
8	B302 1148	Bracket - Exit Guide Plate Sensor	1
9	B302 1147	Guide Pulley - Exit Guide Plate	1
10	A353 3172	Actuator Bracket	1
11	B302 1145	Actuator - Paper Height Sensor	1
12	A353 3173	Pressure Spring	1
13	B302 2305	Middle Exit Roller	2
14	B302 2302	Front & Rear Exit Roller	2
15	B302 2311	Exit Roller Shaft	1
16	A379 3316	Shift Guide Roller	4
17	A697 3120	Shift Tray Base	1
18	A353 3271	Tray Shift Shaft	2
19	AA13 2024	Spacer - M6	4
20	A353 3272	Guide Roller	4
21	B478 3110	Side Plate:shift Tray:front:ass'y	1
22	B478 2333	Guide Plate:exit:lower:sub-ass'y	1
23	B478 2332	Spring Plate:shift:exit	1
24	A697 3126	Holder:shift Tray	1
25	B478 3115	Side Plate:shift Tray:back	1
26	B478 5290	Harness:sensor:shift Tray	1

Index No.	Part No.	Description	Q'ty Per Assembly
101	0451 3006B	Tapping Screw - M3x6	
102	0720 0040B	Retaining Ring - M4	
103	1105 0328	Harness Clamp - ES-0505	
104	0720 0060B	Retaining Ring - M6	
105	0633 0120G	Parallel Pin - 3x12	
106	0451 4006B	Tapping Screw - 4x6	

15.PAPER EXIT SECTION 3 (B478)

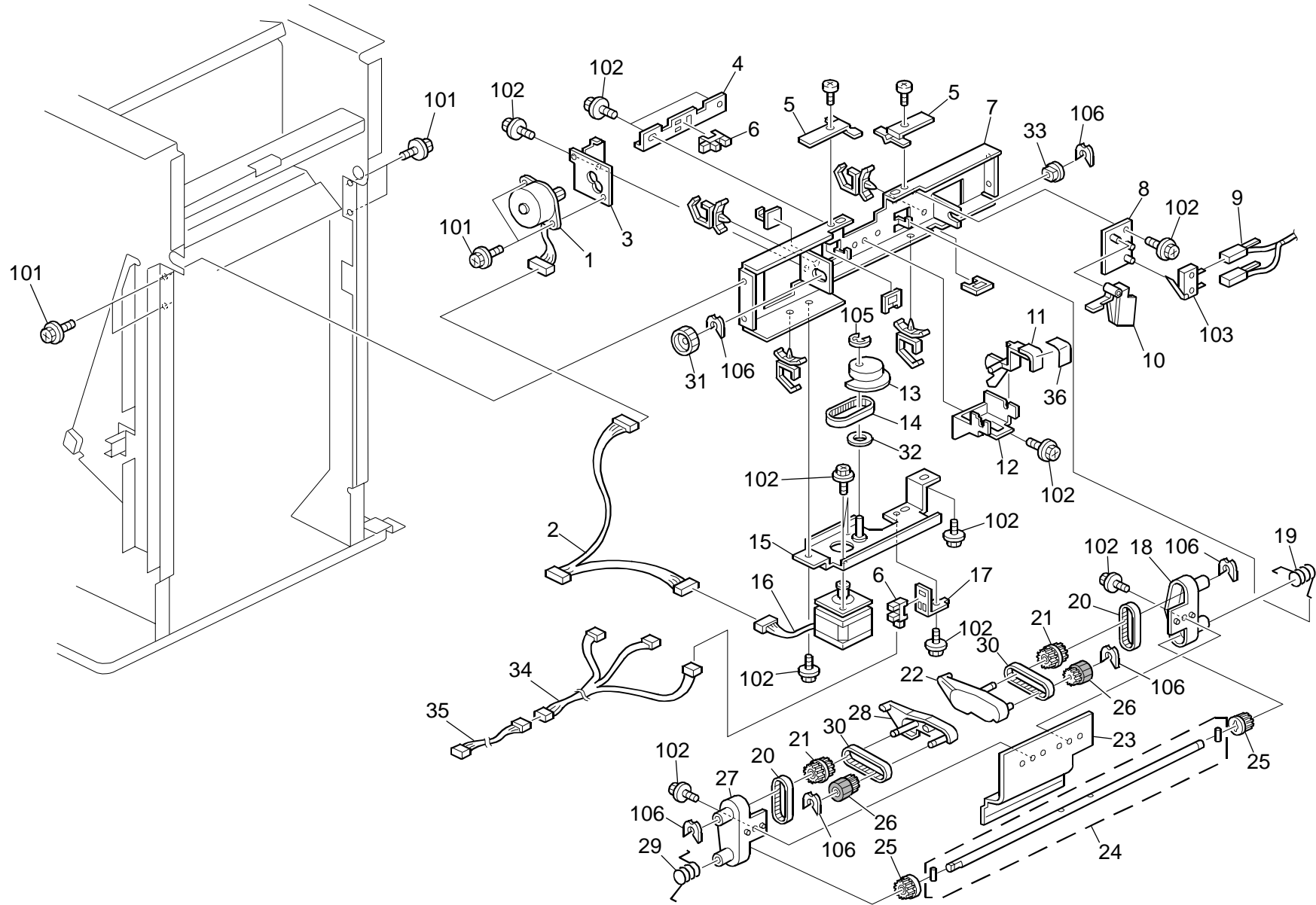


15.PAPER EXIT SECTION 3 (B478)

Index No.	Part No.	Description	Q'ty Per Assembly
1	B478 5301	Harness: Shift Tray Section	1
	B478 5300	X/O MB8	
4	B478 3100	Exit Roller Cover	1
5	5053 0447	Bushing - 6mm	2
6	B302 3215	Worm Pulley - 29z	1
7	B302 3220	Timing Belt - B40S2M124	1
8	A697 3195	Worm Wheel	1
9	B478 3200	Shaft:shift:slide	1
10	B302 3212	Shift Motor Bracket	1
11	AX05 0074	DC Motor - 24V - 9.9W	1
12	B478 5440	Harness:sensor:return:paper Sensor	1
13	A697 3205	Shift Sensor Bracket	1
14	AA14 3059	Pin - 6x16	2
15	B478 3121	Exit Stay	2
16	B478 3107	End Fence:Ass'y	1
16	B478 3109	X/OMB14	
16	B478 3105	?? MB??	
17	A697 2131	Antistatic Brush	1
18	A697 3109	End Fence Cover	2
19	AA13 2011	Slider Guide Roller	8
20	B478 5300	Harness:shift Tray Section	1
21	B478 5295	Harness:shift Tray:connecting	1

Index No.	Part No.	Description	Q'ty Per Assembly
101	0451 4006B	Tapping Screw - 4x6	
102	0451 3006B	Tapping Screw - M3x6	
103	0313 0050B	Philips Pan Head Screw - M3x5	
104	0313 0140B	Philips Pan Head Screw - M3x14	
105	1105 0199	Clamp	
106	0720 0040B	Retaining Ring - M4	
107	0720 0060B	Retaining Ring - M6	
109	1105 0310	Harness Clamp - LWS-1S	
111	1607 0623	Ferrite Core - Tfc-16-8-13	

16.PAPER EXIT SECTION 4 (B478)

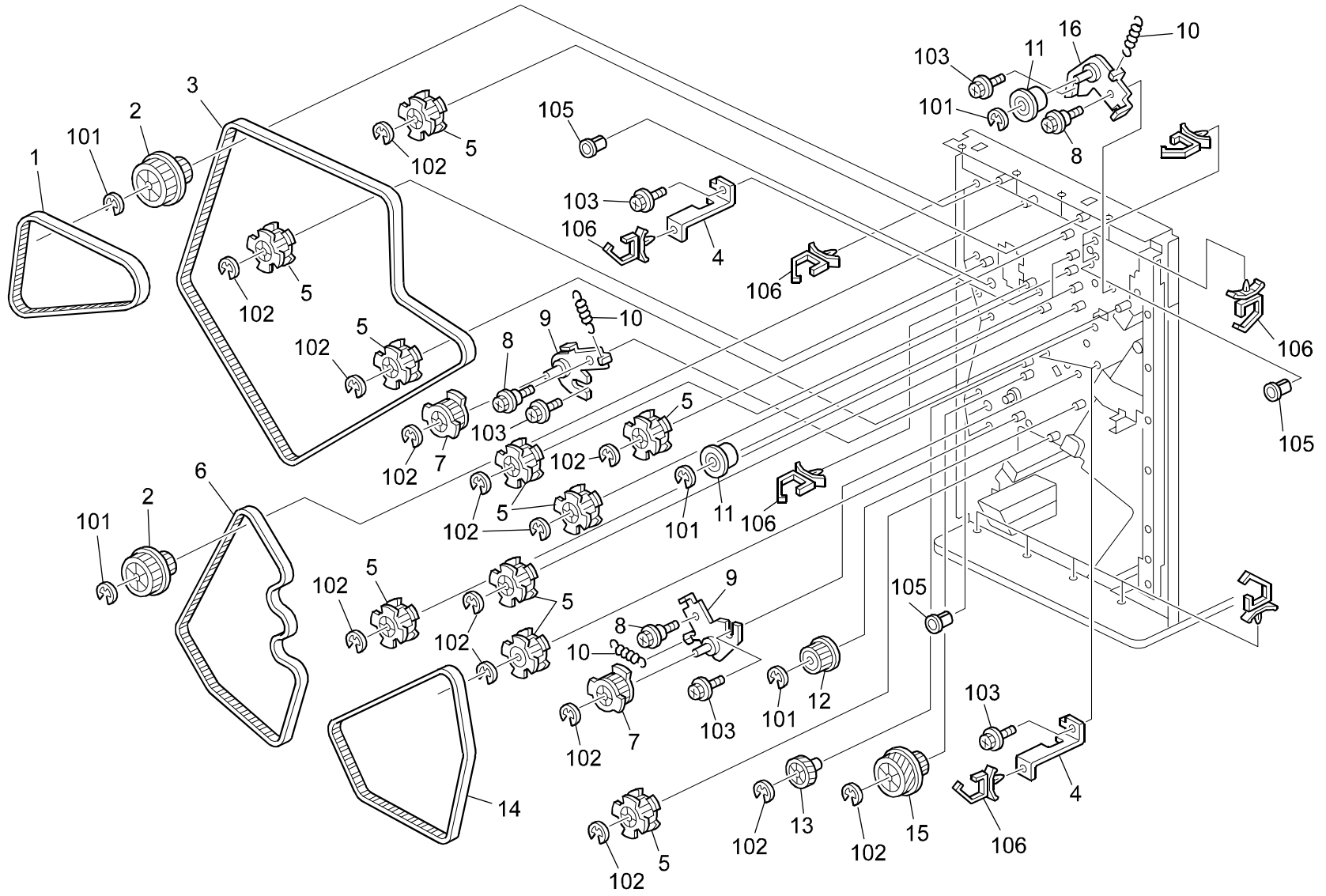


16.PAPER EXIT SECTION 4 (B478)

Index No.	Part No.	Description	Q'ty Per Assembly
1	AX05 0160	Stepper Motor - DC 20w	1
2	B478 5431	Harness:Motor:Return	1
2	B478 5430	X/O MB12	1
3	B478 3586	Bracket:stepper Motor:transport	1
4	B478 3576	Bracket:sensor:paper Sensor	1
5	B478 3511	Cam:gathering Roller:drive	2
6	AW02 0086	Photointerruptor	2
7	B478 3572	Stay:uniform	1
8	B478 3581	Bracket:micro Switch	1
9	B478 5300	Harness:shift Tray Section	1
10	B478 3582	Lever:micro Switch	1
11	B478 3552	Feeler:paper Sensor	1
12	B478 3553	Bracket:feeler:paper Sensor	1
13	B478 3562	Cam:lever:drive	1
14	B478 3563	Timing Belt:b40s2m110	1
15	B478 3565	Bracket:stepper Motor	1
16	B468 5755	Stepper Motor	1
17	B478 3568	Bracket:home Position Sensor	1
18	B478 3506	Lever:drive:gathering Roller:front	1
19	B478 3524	Torsion Spring:plate:lever:back	1
20	B478 3504	Timing Belt:b40s2m100	2
21	B478 3502	Pulley:driven:roller:sponge	2
22	B478 3508	Lever:driven:gathering Roller:front	1
23	B478 3510	Bracket:coupling:lever:drive	1
24	B478 3525	Shaft:gathering Roller:drive:ass'y	1
25	B478 3501	Pulley:drive:roller:sponge	2
26	B478 3503	Gathering Roller:sponge	2
27	B478 3507	Lever:drive:gathering Roller:back	1
28	B478 3509	Lever:driven:gathering Roller:back	1
29	B478 3523	Torsion Spring:plate:lever:front	1
30	B478 3505	Timing Belt:b40s2m84	2
31	B478 3522	Gear:z35	1
32	B478 3569	Spacer	1
33	5053 0447	Bushing - 6mm	1
34	B478 5440	Harness:sensor:return:paper Sensor	1

Index No.	Part No.	Description	Q'ty Per Assembly
35	B478 5345	Harness:sensor:return:connecting	1
36	B478 3554	Guide:Feeler:Paper Sensor MB6 ADDED	1
101	0313 0040B	Philips Pan Head Screw - M3x4	
102	0451 3006B	Tapping Screw - M3x6	
103	1204 2544	Switch - DE2L-BJ23	
104	0720 0040B	Retaining Ring - M4	
105	0720 0060B	Retaining Ring - M6	
106	0805 0089	Retaining Ring - M4	

17.DRIVE SECTION (B478)

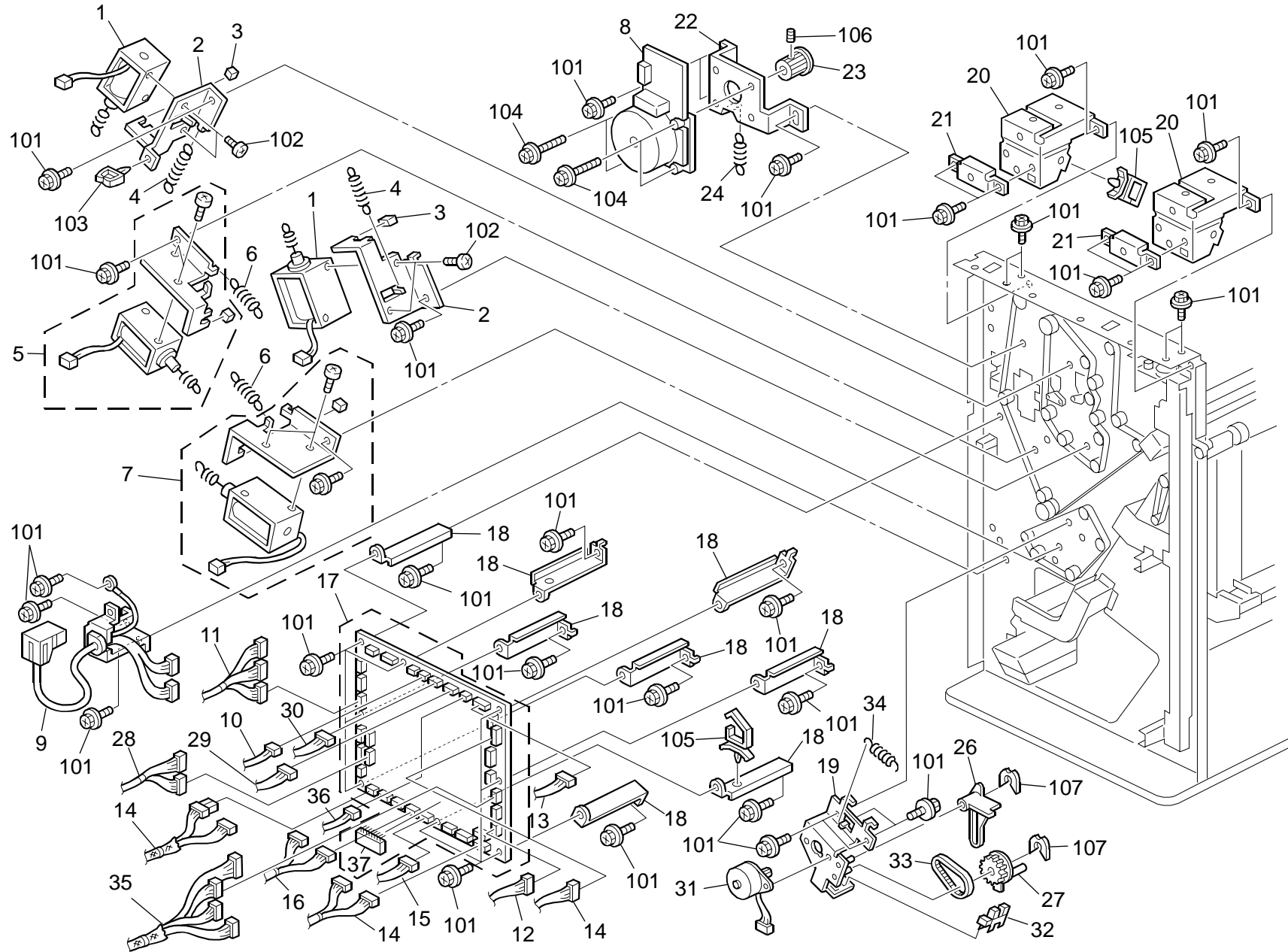


17.DRIVE SECTION (B478)

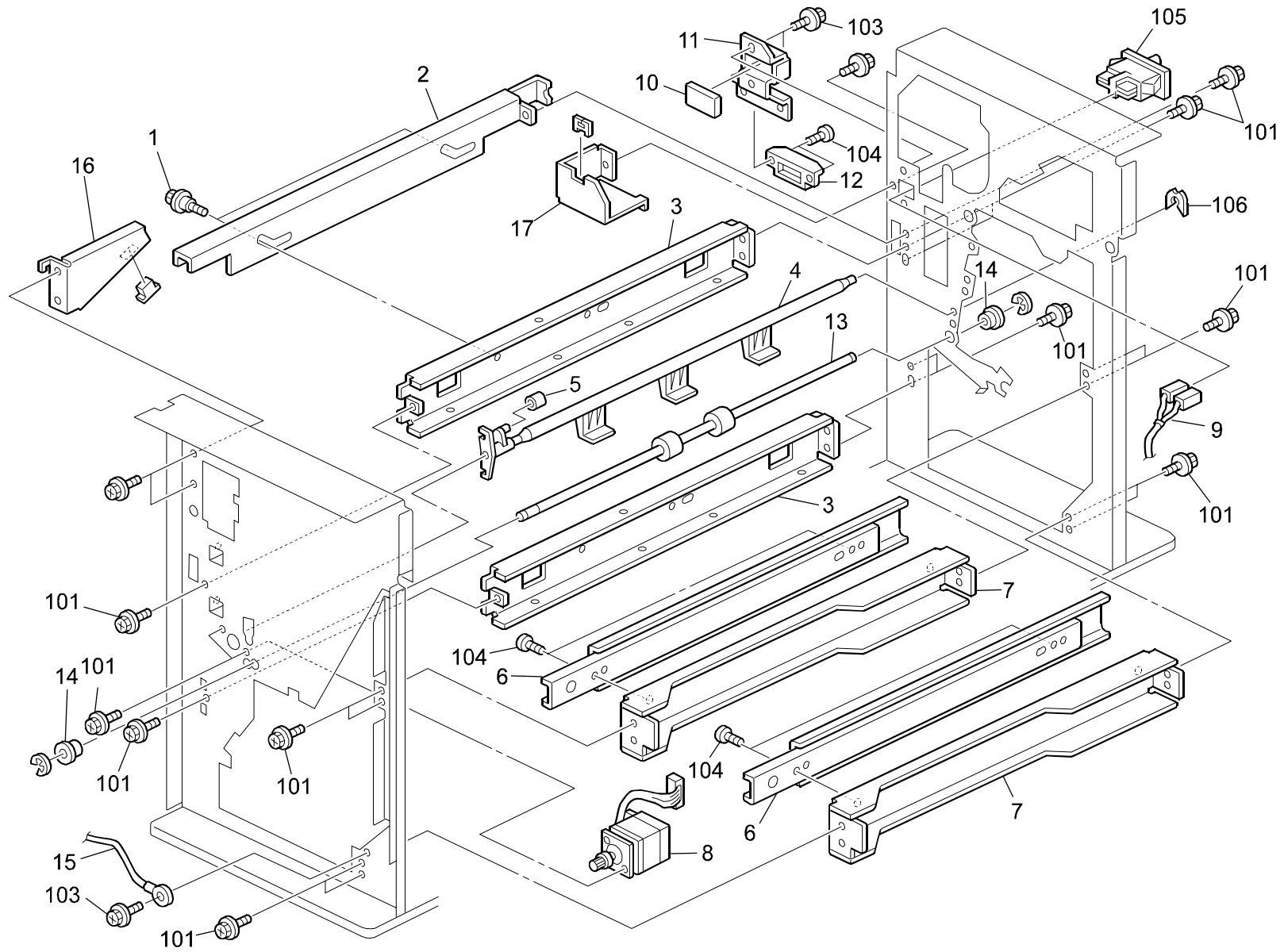
Index No.	Part No.	Description	Q'ty Per Assembly
1	AA04 3301	Timing Belt - 402P3M6	1
2	B302 1516	Timing Pulley - 18Z/33Z	2
3	AA04 3302	Timing Belt - B60S3M1221	1
4	A300 3151	Support Bracket	4
5	AB03 0374	Timing Pulley - 20Z	10
6	AA04 3303	Timing Belt - 693P3M6	1
7	B302 1542	Timing Pulley - 20Z	2
8	A697 1125	Stepped Screw - Lever	3
9	B302 1545	Tightener	2
10	5442 4121	Spring - Oil Blade	3
11	A458 3281	Idler Roller	2
12	B302 1517	Timing Pulley - 20Z	1
13	B302 1523	Gear - 33Z	1
14	AA04 3304	Timing Belt - 633P3M6	1
15	B302 1522	Gear & Pulley - 30Z/20Z	1
16	A566 2115	Tightner Bracket	1

Index No.	Part No.	Description	Q'ty Per Assembly
101	0720 0060B	Retaining Ring - M6	
102	0720 0040B	Retaining Ring - M4	
103	0451 3006B	Tapping Screw - M3x6	
104	1105 0199	Clamp	
105	1106 0411	Bushing - 11.5mm	
106	1105 0310	Harness Clamp - LWS-1S	

18.ELECTRICAL SECTION (B478)



19.FRAME SECTION 1 (B478)

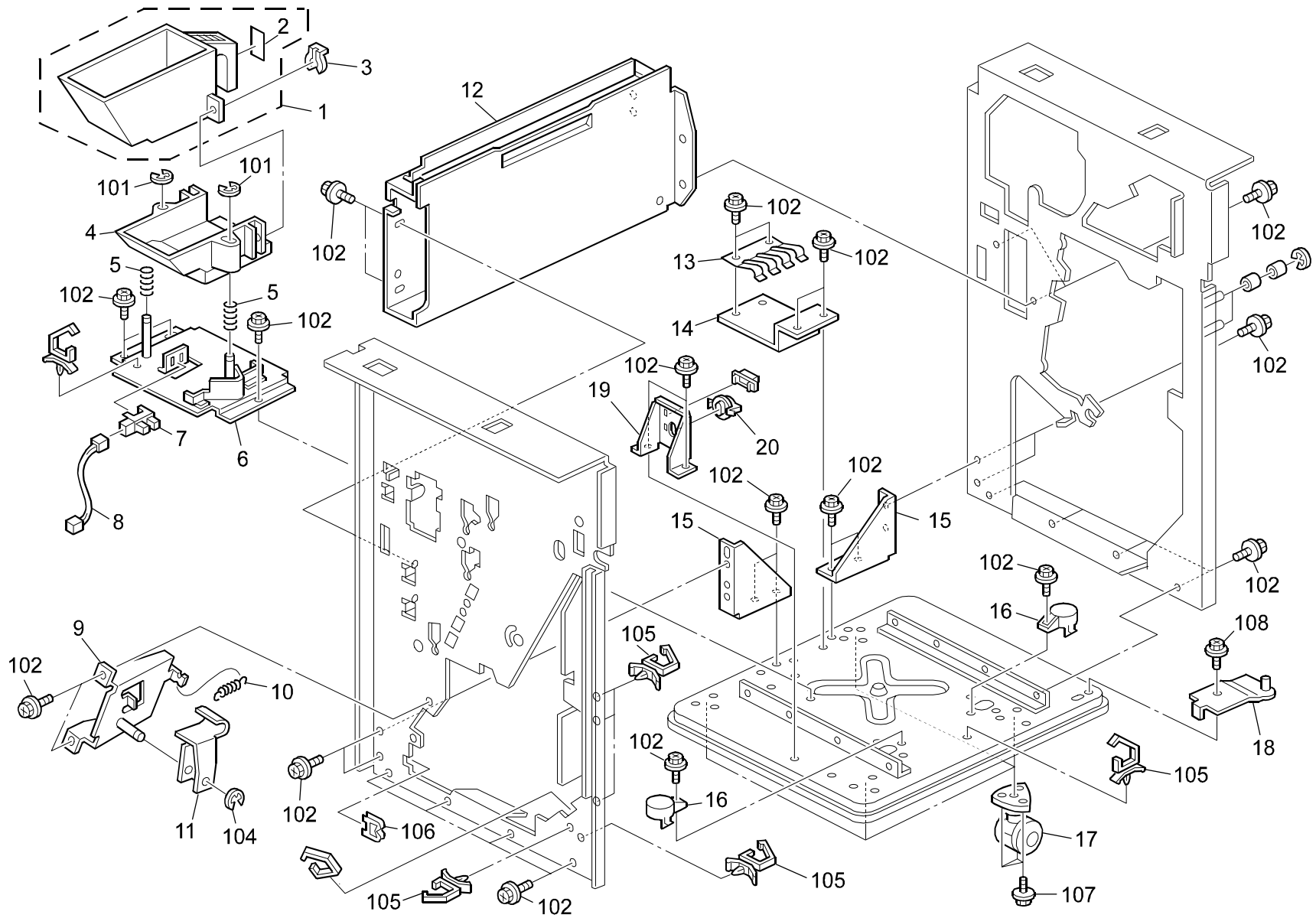


19.FRAME SECTION 1 (B478)

Index No.	Part No.	Description	Q'ty Per Assembly
1	A697 1125	Stepped Screw - Lever	2
2	A697 1128	Joint Lever	1
3	B408 1413	Coupling Stay	2
4	B302 2816	Paper Stopper	1
5	A458 2251	Cushion - Bin Solenoid Lever	1
6	A697 1120	Slide Rail	2
7	B302 1152	Stay	2
8	AX05 0149	Stepped Motor - DC 6.9w	1
9	B478 5210	Harness:door Switch	1
10	A377 1662	Door Switch Actuator	1
11	A377 1661	Door Switch Cover	1
12	AG07 0004	Magnetic Catch	1
13	AF02 0501	Transport Roller	1
14	A859 2230	Ball Bearing - 6x13x5	2
15	B302 5381	Harness:Stapler	1
16	B478 1122	Bracket:stay	1
17	B478 1137	Cover:safety Switch	1

Index No.	Part No.	Description	Q'ty Per Assembly
101	0451 3006B	Tapping Screw - M3x6	
102	1105 0199	Clamp	
103	0451 4006B	Tapping Screw - 4x6	
104	0453 3006B	Tapping Screw - M3x6	
105	1204 2384	Interlock Switch	
106	0805 0089	Retaining Ring - M4	

20.FRAME SECTION 2 (B478)

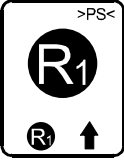

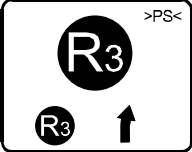
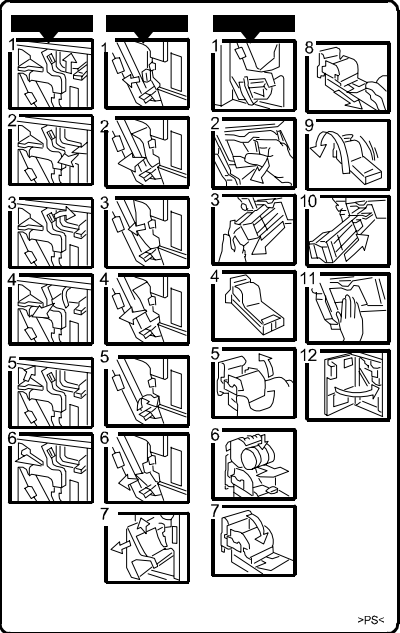
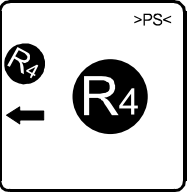
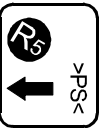

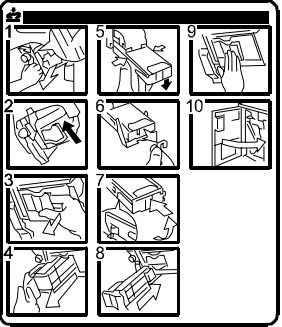

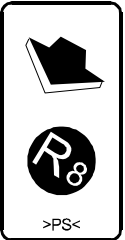




20.FRAME SECTION 2 (B478)

Index No.	Part No.	Description	Q'ty Per Assembly
1	B302 7010	Staple Hopper	1
2	B302 7710	Staple Hopper Decal	1
3	5215 2621	Snap Ring - M6	1
4	B302 1173	Staple Hopper Holder	1
5	B302 1179	Pressure Spring - 12x42mm	2
6	B302 1174	Base Plate - Staple Hopper Holder	1
7	AW02 0086	Photointerruptor	1
8	B478 5320	Harness:duplex Stack:connecting	1
9	B302 1188	Bracket - Staple Waste Holder Lever	1
10	B302 1189	Spring - 6x39mm	1
11	B302 1184	Lever - Staple Waste Holder	1
12	A697 1151	Hopper Bracket	1
13	B302 1163	Grounding Plate	1
14	B302 1164	Grounding Plate Bracket	1
15	B302 1124	Supporting Plate:Frame	2
16	A697 1117	Base Palte Cap	2
17	AH01 2019	Caster	4
18	B302 6154	Hinge:door:lower:ass'y	1
19	B478 1172	Bracket:coupling:lower	1
20	B478 1173	Holder:coupling:lower	1

Index No.	Part No.	Description	Q'ty Per Assembly
101	0720 0080B	Retaining Ring - M8	
102	0451 3006B	Tapping Screw - M3x6	
103	1105 0199	Clamp	
104	0720 0040B	Retaining Ring - M4	
105	1105 0310	Harness Clamp - LWS-1S	
106	1105 0328	Harness Clamp - ES-0505	
107	0451 4008B	Philips Tapping Screw - M4x8	
108	0451 3008B	Tapping Screw - M3x8	

21.DECAL AND DOCUMENT (B478)

<p>1</p> 	<p>2</p> 	<p>3</p> 	<p>11</p> 
<p>4</p> 	<p>5</p> 	<p>6</p> 	<p>12</p> 
<p>7</p> 	<p>8</p> 	<p>9</p> 	<p>10</p> 

21.DECAL AND DOCUMENT (B478)

Index No.	Part No.	Description	Q'ty Per Assembly
1	B302 7701	Decal - R1	1
2	B302 7702	Decal - R2	1
3	B302 7703	Decal - R3	1
4	B302 7704	Decal - R4	1
5	B302 7705	Decal - R5	1
6	B302 7706	Decal - R6	1
7	B312 5715	Decal - R7	1
7	B302 7707	O/O MB4	1
8	B302 7708	Decal - R8	1
9	B302 7709	Decal - R9	1
10	B302 7710	Staple Hopper Decal	1
11	B478 7721	Decal:misfeed Removal:paper	1
12	B478 7722	Decal:misfeed Removal:stapler	1

Index No.	Part No.	Description	Q'ty Per Assembly

Parts Index

Parts Index

Part No.	Description	Page and Index No.
B478 1122	Bracket:stay	43 - 16
B478 1123	Bracket:connector	27 - 5
B478 1127	X/O MB11	27 - 23
B478 1129	Cover:connector	27 - 23
B478 1137	Cover:safety Switch	43 - 17
B478 1141	Bracket:coupling:ground Plate:front	7 - 22
B478 1145	Bracket:coupling:ground Plate:rear	7 - 23
B478 1172	Bracket:coupling:lower	45 - 19
B478 1173	Holder:coupling:lower	45 - 20
B478 1193	Holder:coupling:upper	31 - 27
B478 2111	Positioning Roller Arm	25 - 23
B478 2116	Reverse Roller - Stapler Tray	25 - 25
B478 2123	Guide:bracket:gathering Roller	25 - 29
B478 2127	Tension Spring:gathering Roller	25 - 21
B478 2131	Bracket:stepper Motor:ass'y	41 - 19
B478 2136	Lever:gathering Roller	41 - 26
B478 2137	Cam:lever:gathering Roller	41 - 27
B478 2142	Tension Spring:return:lever	41 - 34
B478 2231	Roller:exit:auxiliary:ass'y	27 - 11
B478 2324	Exit Roller Shaft	29 - 19
B478 2328	Exit Roller:Driven	29 - 17
B478 2332	Spring Plate:shift:exit	33 - 23
B478 2333	Guide Plate:exit:lower:sub-ass'y	33 - 22
B478 3031	Shift Tray:ric	7 - 10
B478 3032	Tray:slide	7 - 9
B478 3100	Exit Roller Cover	35 - 4
B478 3105	??/?? MB??	35 - 16
B478 3107	End Fence:Ass'y	35 - 16
B478 3109	X/OMB14	35 - 16
B478 3110	Side Plate:shift Tray:front:ass'y	33 - 21
B478 3115	Side Plate:shift Tray:back	33 - 25
B478 3121	Exit Stay	35 - 15
B478 3200	Shaft:shift:slide	35 - 9
B478 3501	Pulley:drive:roller:sponge	37 - 25
B478 3502	Pulley:driven:roller:sponge	37 - 21

Part No.	Description	Page and Index No.
B478 3503	Gathering Roller:sponge	37 - 26
B478 3504	Timing Belt:b40s2m100	37 - 20
B478 3505	Timing Belt:b40s2m84	37 - 30
B478 3506	Lever:drive:gathering Roller:front	37 - 18
B478 3507	Lever:drive:gathering Roller:back	37 - 27
B478 3508	Lever:driven:gathering Roller:front	37 - 22
B478 3509	Lever:driven:gathering Roller:back	37 - 28
B478 3510	Bracket:coupling:lever:drive	37 - 23
B478 3511	Cam:gathering Roller:drive	37 - 5
B478 3522	Gear:z35	37 - 31
B478 3523	Torsion Spring:plate:lever:front	37 - 29
B478 3524	Torsion Spring:plate:lever:back	37 - 19
B478 3525	Shaft:gathering Roller:drive:ass'y	37 - 24
B478 3552	Feeler:paper Sensor	37 - 11
B478 3553	Bracket:feeler:paper Sensor	37 - 12
B478 3554	Guide:Feeler:Paper Sensor MB6 ADDED	37 - 36
B478 3562	Cam:lever:drive	37 - 13
B478 3563	Timing Belt:b40s2m110	37 - 14
B478 3565	Bracket:stepper Motor	37 - 15
B478 3568	Bracket:home Position Sensor	37 - 17
B478 3569	Spacer	37 - 32
B478 3572	Stay:uniform	37 - 7
B478 3576	Bracket:sensor:paper Sensor	37 - 4
B478 3581	Bracket:micro Switch	37 - 8
B478 3582	Lever:micro Switch	37 - 10
B478 3586	Bracket:stepper Motor:transport	37 - 3
B478 4111	Stay:swing Unit:ass'y	9 - 12
B478 4132	Slider:vibrating Plate	9 - 10
B478 4133	Vibrating Plate:paper:both Ends	9 - 22
B478 4134	Compression Spring:plate:moveable	9 - 23
B478 4135	Timing Pulley:18t	9 - 25
B478 4136	Timing Belt:b40s2m204	9 - 26
B478 4137	Shaft:vibrating Plate:both Ends	9 - 24
B478 4142	Cover:vibrating Plate	9 - 14
B478 4219	Guide:stapler:entrance	17 - 11

Part No.	Description	Page and Index No.
B478 4255	Guide Rod:stapler	15 - 2
B478 4256	Timing Pulley:20t-30t	15 - 6
B478 4257	Tension Spring:Tightener	15 - 14
B478 4259	Timing Belt:171p3m6	15 - 5
B478 4261	Slider:base:stapler:ass'y	15 - 23
B478 4271	Ball Bearing:slide:ass'y	15 - 8
B478 4291	Bracket:stay:timing Belt	15 - 21
B478 4411	Side Plate:rear:stapler:ass'y	15 - 4
B478 4511	Standard Fence:front:ass'y	13 - 4
B478 4515	Slider:standard Fence:ass'y	13 - 1
B478 4521	Standard Fence:rear:ass'y	13 - 5
B478 4525	Slider:standard Fence:rear:ass'y	13 - 18
B478 4527	Guide:Paper:Inner Back MB7 ADDED	13 - 27
B478 4531	Standard Fence:rear:auxiliary:ass'y	13 - 8
B478 4535	Slider:standard Fence:auxiliary	13 - 24
B478 4538	Bushing:Standard Fence	13 - 3
B478 4911	Arm:swing Unit	15 - 10
B478 5107	MB1 ADDED	41 - 37
B478 5110	X/O MB15	41 - 37
B478 5111	X/O MB??	41 - 37
B478 5112	Eprom:Main Control	41 - 37
B478 5120	X/O MB1	41 - 17
B478 5132	X/O MB15	41 - 17
B478 5135	PCB:Main Control	41 - 17
B478 5201	Harness:interface:ass'y	41 - 9
B478 5210	Harness:door Switch	43 - 9
B478 5220	Harness:motor:shift Tray	41 - 10
B478 5230	X/O MB12	41 - 11
B478 5231	Harness:Sensor:Entrance Sensor	41 - 11
B478 5240	X/O MB12	19 - 8
B478 5241	Harness:Entrance Sensor:Connecting	19 - 8
B478 5250	Harness:proof Tray:connecting	27 - 2
B478 5260	X/O MB12	27 - 15
B478 5261	Harness:Proof Tray:Connecting	27 - 15
B478 5270	Harness:shift Tray:connecting	29 - 13

Part No.	Description	Page and Index No.
B478 5280	Harness:shift Tray:connecting	33 - 3
B478 5290	Harness:sensor:shift Tray	41 - 36
B478 5290	Harness:sensor:shift Tray	33 - 26
B478 5295	Harness:shift Tray:connecting	35 - 21
B478 5300	Harness:shift Tray Section	37 - 9
B478 5300	Harness:shift Tray Section	35 - 20
B478 5300	X/O MB8	35 - 1
B478 5301	Harness: Shift Tray Section	35 - 1
B478 5310	Harness:paper Exit:stapler Tray	41 - 15
B478 5320	Harness:duplex Stack:connecting	23 - 2
B478 5320	Harness:duplex Stack:connecting	45 - 8
B478 5335	Harness:motor:return:connecting	41 - 12
B478 5345	Harness:sensor:return:connecting	41 - 13
B478 5345	Harness:sensor:return:connecting	37 - 35
B478 5350	Harness:stapler Tray:connecting	25 - 6
B478 5360	Harness:home Position:stapler Tray	41 - 16
B478 5370	Harness:motor:stapler Tray	41 - 35
B478 5370	Harness:motor:stapler Tray	11 - 22
B478 5380	Harness:solenoid:exchange Powl	13 - 25
B478 5390	Harness:stapler Tray:connecting	13 - 16
B478 5400	Harness:stapler	41 - 14
B478 5430	X/O MB12	37 - 2
B478 5431	Harness:Motor:Return	37 - 2
B478 5440	Harness:sensor:return:paper Sensor	35 - 12
B478 5440	Harness:sensor:return:paper Sensor	37 - 34
B478 5450	Harness:interface:option	41 - 28
B478 5465	X/O MB13	41 - 29
B478 5466	X/O MB??	41 - 29
B478 5467	Harness:Motor Control:Shift:Jogger	41 - 29
B478 5480	X/O MB13	41 - 30
B478 5481	Harness - Stop Switch	41 - 30
B478 5485	Harness:switch:stop:connecting	7 - 32
B478 5600	Pcb:switch:stop	7 - 33
B478 6120	Label: Table	7 - 27
B478 6121	O/O MB5	7 - 27

Part No.	Description	Page and Index No.
B478 6131	Tray:cover:upper	7 - 2
B478 6141	Tray:slide	7 - 4
B478 6211	Cover:rear	7 - 1
B478 6251	Lever:slide	7 - 6
B478 6261	Cover:left Upper	7 - 7
B478 6262	Cover:cover:left Upper	7 - 30
B478 6264	Keytop:printing	7 - 31
B478 6266	Guide:harness:cover:left Upper	7 - 36
B478 6267	Guide:Harness:Cover:Left Upper	7 - 35
B478 6311	Cover:left Lower	7 - 11
B478 6351	Inner Cover:left Sideways	7 - 13
B478 6450	Label: Table	7 - 5
B478 6451	O/O MB5	7 - 5
B478 6461	Label:table:ric MB5 DELETED	7 - 34
B478 6711	Cover:shift Tray:front:ric	7 - 12
B478 6721	Cover:shift Tray:inner Back:ric	7 - 8
B478 7020	Cover:front:sub-ass'y	7 - 15
B478 7721	Decal:misfeed Removal:paper	7 - 17
B478 7721	Decal:misfeed Removal:paper	49 - 11
B478 7722	Decal:misfeed Removal:stapler	7 - 16
B478 7722	Decal:misfeed Removal:stapler	49 - 12

Part No.	Description	Page and Index No.
A077 4162	Shoulder Screw - M3	7 - 21
A300 2736	Worm Gear	31 - 10
A300 3151	Support Bracket	39 - 4
A300 3634	Spring Plate - Timing Belt	11 - 3
A300 3759	Spring	13 - 2
A353 3113	Pressure Spring	31 - 6
A353 3172	Actuator Bracket	33 - 10
A353 3173	Pressure Spring	33 - 12
A353 3271	Tray Shift Shaft	33 - 18
A353 3272	Guide Roller	33 - 20
A353 3354	Driven Roller Holder	29 - 16
A353 3361	Exit Guide Bracket	29 - 9
A376 3153	Lower Driven Roller	25 - 3
A377 1661	Door Switch Cover	43 - 11
A377 1662	Door Switch Actuator	43 - 10
A377 4741	Roller - M14	17 - 8
A379 1711	Motor Bracket	31 - 21
A379 2215	Exit Mylar	29 - 18
A379 2521	Exit Guide Plate	23 - 18
A379 2523	Exit Guide Mylar	23 - 19
A379 3316	Shift Guide Roller	33 - 16
A458 2251	Cushion - Bin Solenoid Lever	21 - 2
A458 2251	Cushion - Bin Solenoid Lever	19 - 9
A458 2251	Cushion - Bin Solenoid Lever	43 - 5
A458 3281	Idler Roller	39 - 11
A566 2115	Tightner Bracket	39 - 16
A606 1595	Small Door Cover	7 - 18
A663 2113	Cushion - Stepping Motor	31 - 22
A666 3180	Timing Pulley - Z32	13 - 13
A666 3220	Tightener - Timing Belt	11 - 10
A680 1181	Magnetic Catch	23 - 7
A680 1181	Magnetic Catch	21 - 12
A697 1117	Base Palte Cap	45 - 16
A697 1120	Slide Rail	43 - 6
A697 1125	Stepped Screw - Lever	15 - 17

Part No.	Description	Page and Index No.
A697 1125	Stepped Screw - Lever	11 - 6
A697 1125	Stepped Screw - Lever	39 - 8
A697 1125	Stepped Screw - Lever	43 - 1
A697 1128	Joint Lever	43 - 2
A697 1131	Middle Stay	19 - 7
A697 1151	Hopper Bracket	45 - 12
A697 2102	Dumper - Junction Gate Solenoid	41 - 3
A697 2131	Antistatic Brush	29 - 7
A697 2131	Antistatic Brush	35 - 17
A697 2131	Antistatic Brush	25 - 9
A697 2132	Joint - Brush Roller	25 - 31
A697 2138	Brush Roller	25 - 30
A697 2160	Guide Plate - Punch Unit	19 - 6
A697 2175	Upper Exit Guide	29 - 20
A697 2250	Lower Relay Guide	19 - 2
A697 2251	Upper Relay Guide	19 - 1
A697 2260	Pulley - 17T	25 - 20
A697 2260	Pulley - 17T	13 - 26
A697 2260	Pulley - 17T	33 - 5
A697 3109	End Fence Cover	35 - 18
A697 3120	Shift Tray Base	33 - 17
A697 3126	Holder:shift Tray	33 - 24
A697 3130	Lift Motor Bracket	31 - 3
A697 3135	Gear - 18Z	31 - 8
A697 3140	Gear - 30Z	31 - 7
A697 3145	Gear - 36Z/18Z	31 - 5
A697 3150	Fixing Plate - Timing Belt	31 - 17
A697 3155	Timing Belt - B60S5M1420	31 - 11
A697 3161	Bracket:sensor:paper Volume Sensor	31 - 25
A697 3165	Tray Drive Shaft	31 - 15
A697 3170	Gear - 42Z	31 - 13
A697 3175	Spacer - 10x14x13.5mm	31 - 16
A697 3180	Pulley - 18T	31 - 12
A697 3185	Pulley - 18T	31 - 19
A697 3190	Tightener	31 - 18

Part No.	Description	Page and Index No.
A697 3195	Worm Wheel	35 - 8
A697 3205	Shift Sensor Bracket	35 - 13
A697 3225	Worm Wheel Shaft	31 - 1
A697 4150	Stepped Screw - M5	17 - 5
A859 2230	Ball Bearing - 6x13x5	23 - 23
A859 2230	Ball Bearing - 6x13x5	33 - 4
A859 2230	Ball Bearing - 6x13x5	19 - 13
A859 2230	Ball Bearing - 6x13x5	27 - 21
A859 2230	Ball Bearing - 6x13x5	43 - 14
A859 2230	Ball Bearing - 6x13x5	25 - 18
B302 1124	Supporting Plate:Frame	45 - 15
B302 1133	Upper Exit Stay	27 - 20
B302 1134	Lever Stay	27 - 24
B302 1145	Actuator - Paper Height Sensor	33 - 11
B302 1146	Bracket - Exit Guide Plate Motor	33 - 7
B302 1147	Guide Pulley - Exit Guide Plate	33 - 9
B302 1148	Bracket - Exit Guide Plate Sensor	33 - 8
B302 1152	Stay	43 - 7
B302 1153	Bracket - Paper Height Sensor	33 - 1
B302 1163	Grounding Plate	45 - 13
B302 1164	Grounding Plate Bracket	45 - 14
B302 1173	Staple Hopper Holder	45 - 4
B302 1174	Base Plate - Staple Hopper Holder	45 - 6
B302 1179	Pressure Spring - 12x42mm	45 - 5
B302 1184	Lever - Staple Waste Holder	45 - 11
B302 1188	Bracket - Staple Waste Holder Lever	45 - 9
B302 1189	Spring - 6x39mm	45 - 10
B302 1194	Magnet Catch Bracket	31 - 9
B302 1516	Timing Pulley - 18Z/33Z	39 - 2
B302 1517	Timing Pulley - 20Z	39 - 12
B302 1518	Bracket - Upper Transport Motor	41 - 22
B302 1522	Gear & Pulley - 30Z/20Z	39 - 15
B302 1523	Gear - 33Z	39 - 13
B302 1542	Timing Pulley - 20Z	39 - 7
B302 1545	Tightener	39 - 9

Part No.	Description	Page and Index No.
B302 2115	Positioning Roller Drive Shaft	25 - 24
B302 2118	X/O MB3	25 - 17
B302 2124	Positioning Roller Bracket	25 - 17
B302 2202	Exit Roller - Upper Tray	27 - 13
B302 2216	Exit Guide - Upper Exit Guide	27 - 8
B302 2217	Entrance Guide - Upper Exit Guide	27 - 10
B302 2218	Upper Exit Guide - Upper Tray	27 - 7
B302 2224	Pressure Spring - 5.5x18mm	21 - 5
B302 2230	Left Guide - Upper Tray	27 - 12
B302 2237	Exit Sensor Bracket - Upper Tray	27 - 3
B302 2243	Upper End Fence - Upper Tray	27 - 18
B302 2247	Overflow Sensor Bracket	27 - 16
B302 2253	Lower End Fence - Upper Tray	27 - 19
B302 2254	Overflow Sensor Cover	27 - 17
B302 2293	Guide Holder Shaft	29 - 4
B302 2294	Guide Holder Tension Spring	29 - 5
B302 2295	Guide Holder Film	29 - 12
B302 2296	Guide Holder Cushion	21 - 10
B302 2297	Guide Holder Bracket	29 - 3
B302 2298	Guide Holder Lever	29 - 6
B302 2302	Front & Rear Exit Roller	33 - 14
B302 2305	Middle Exit Roller	33 - 13
B302 2311	Exit Roller Shaft	33 - 15
B302 2323	Antistatic Brush - 320mm	29 - 15
B302 2326	Link - Upper Exit Guide	29 - 8
B302 2328	Exit Guide Shift Spring	29 - 11
B302 2329	Exit Guide Bracket	29 - 10
B302 2342	Lower Guide - Shift Tray	23 - 20
B302 2347	Turn Guide	19 - 11
B302 2352	Support Plate	21 - 9
B302 2352	Support Plate	23 - 11
B302 2354	Entrance Sensor Bracket	19 - 3
B302 2361	Mylar Exit Guide - Shift Tray	23 - 17
B302 2363	Guide Plate:entrance:lower	19 - 5
B302 2410	Exit Roller - Staple Tray	25 - 8

Part No.	Description	Page and Index No.
B302 2411	Exit Roller:lower:sub-ass'y	25 - 33
B302 2413	Brush Roller	25 - 32
B302 2416	Exit Sensor Bracket - Staple Tray	25 - 7
B302 2428	Driven Roller Holder	25 - 2
B302 2429	Pressure Spring - 6x18mm	25 - 1
B302 2437	Right Guide - Vertical Transport	25 - 4
B302 2442	Cover - Stack Tray Paper Sensor	23 - 1
B302 2459	Spring - 5x39mm	25 - 13
B302 2461	Transport Roller	25 - 19
B302 2513	Support Plate - Exit Gate	21 - 4
B302 2514	Exit Junction Gate	21 - 3
B302 2516	Exit Gate Solenoid	41 - 1
B302 2517	Bracket - Exit Gate Solenoid	41 - 25
B302 2521	Spring - 4x51mm	41 - 4
B302 2611	Stapler Junction Gate	21 - 1
B302 2617	Bracket - Stapler Gate Solenoid	41 - 2
B302 2710	Pre-stack Gate Solenoid	41 - 5
B302 2716	Gate Pawl	19 - 10
B302 2810	Paper Stopper Solenoid	41 - 7
B302 2816	Paper Stopper	43 - 4
B302 3212	Shift Motor Bracket	35 - 10
B302 3215	Worm Pulley - 29z	35 - 6
B302 3220	Timing Belt - B40S2M124	35 - 7
B302 4112	Bushing - 6mm	9 - 19
B302 4113	Bushing - 6x9mm	9 - 18
B302 4115	Stack Plate	9 - 21
B302 4141	Stack Plate Wheel	9 - 16
B302 4142	Stack Plate Guide	9 - 17
B302 4151	Stack Plate Shaft	9 - 9
B302 4153	Spring - 3x29mm	9 - 20
B302 4155	Timing Belt - 153P3M6	9 - 15
B302 4155	Timing Belt - 153P3M6	41 - 33
B302 4155	Timing Belt - 153P3M6	9 - 3
B302 4214	Stapler Bracket	17 - 9
B302 4215	Front Stapler Cover	17 - 13

Part No.	Description	Page and Index No.
B302 4216	Stapler Harness Cover	17 - 14
B302 4217	Rear Stapler Cover	17 - 10
B302 4218	2nd Holder - Stapler Unit	17 - 6
B302 4229	Sensor Actuator	17 - 2
B302 4236	X/O MB2	17 - 3
B302 4238	Slide Guide	17 - 4
B302 4239	Guide Roller	13 - 7
B302 4239	Guide Roller	17 - 1
B302 4247	Slider Hook	17 - 7
B302 4248	Holder: Middle: Stapler: Ass'y	17 - 3
B302 4254	X/O MB2	15 - 3
B302 4258	Stay: Stapler: Ass'y	15 - 3
B302 4266	Guide Rail - Stapler Unit	15 - 29
B302 4267	Spring - 10x59mm	17 - 15
B302 4269	Spring - 12x64mm	15 - 25
B302 4270	Return Arm - Stapler Unit	15 - 26
B302 4271	Drive Cam - Stapler Unit	15 - 11
B302 4272	Worm Gear - Z1	15 - 24
B302 4273	Stapler Unit Knob	9 - 2
B302 4274	Worm Gear Shaft	15 - 20
B302 4284	Bracket - Return Support Solenoid	15 - 30
B302 4285	Return Support Lever	15 - 33
B302 4286	Spring - 4.4x24mm	15 - 32
B302 4287	Spring - 5.5x17mm	15 - 19
B302 4292	Belt Holder	15 - 9
B302 4297	Bracket - Return Support Sensor	15 - 28
B302 4298	X/O MB10	15 - 28
B302 4312	Front Side Plate - Staple Tray	15 - 18
B302 4421	Timing Belt - 293P3M6	13 - 17
B302 4423	Timing Pulley - 15Z	13 - 23
B302 4517	Mylar Guide	13 - 6
B302 4541	Front Shaft - Slide Holder	13 - 10
B302 4542	Rear Shaft - Slide Holder	13 - 21
B302 4611	Front Jogger Fence	11 - 12
B302 4617	Jogger Fence Slider	11 - 16

Part No.	Description	Page and Index No.
B302 4619	Jogger Fence Shaft	11 - 17
B302 4625	Rear Jogger Fence	11 - 19
B302 4629	Guide Mylar	11 - 13
B302 4712	Paper Feed Guide	11 - 14
B302 4717	Upper Exit Shaft	13 - 20
B302 4721	Paper Guide - Positioning Roller	11 - 15
B302 4727	Bracket - Feed-out Belt Sensor	13 - 14
B302 4731	Lower Exit Shaft	13 - 19
B302 4738	Stay:stapler:upper	11 - 20
B302 4744	Bracket - Slide Holder Shaft	13 - 9
B302 4748	Stay:stapler:lower	13 - 11
B302 4749	Stay:stapler:middle	11 - 9
B302 4752	Jogger Motor Bracket	11 - 2
B302 4756	Timing Belt - 753P3M6	11 - 4
B302 4756	Timing Belt - 753P3M6	15 - 7
B302 4770	Exit Belt:ass'y	13 - 12
B302 4776	Guide Mylar - 17x60	11 - 23
B302 4813	Stay:middle:slide Rail	15 - 1
B302 5381	Harness:Stapler	43 - 15
B302 6115	Tray Stopper	7 - 3
B302 6116	Cover Cushion	7 - 25
B302 6135	Spring - 23x44mm	7 - 26
B302 6154	Hinge:door:lower:ass'y	45 - 18
B302 6157	Upper Hinge - Front Door	7 - 20
B302 6161	Magnet Catch Plate	7 - 19
B302 6413	Front Left Stay	29 - 21
B302 6414	Upper Cover Stay	29 - 2
B302 6513	Rear Upper Stay	41 - 20
B302 6514	Bracket - Rear Upper Stay	41 - 21
B302 6612	Inner Cover	7 - 14
B302 6651	Inner Cover - Staple Tray	9 - 1
B302 7001	Upper Entrance Guide	23 - 15
B302 7004	Left Guide - Vertical Transport	23 - 8
B302 7005	Middle Guide - Vertical Transport	23 - 4
B302 7007	Staple Tray Grip	9 - 7

Part No.	Description	Page and Index No.
B302 7008	Cover - Stapler Unit Drive	9 - 4
B302 7010	Staple Hopper	45 - 1
B302 7013	Upper Guide - Shift Tray	21 - 15
B302 7014	Guide Plate:Proof Tray:Ass'y	21 - 13
B302 7026	Guide Plate:lower:open And Close	25 - 11
B302 7531	Cushion -10x15x585	7 - 24
B302 7701	Decal - R1	49 - 1
B302 7701	Decal - R1	23 - 16
B302 7702	Decal - R2	21 - 14
B302 7702	Decal - R2	49 - 2
B302 7703	Decal - R3	21 - 6
B302 7703	Decal - R3	49 - 3
B302 7704	Decal - R4	23 - 9
B302 7704	Decal - R4	49 - 4
B302 7705	Decal - R5	49 - 5
B302 7705	Decal - R5	23 - 6
B302 7706	Decal - R6	49 - 6
B302 7706	Decal - R6	25 - 12
B302 7707	O/O MB4	9 - 8
B302 7707	O/O MB4	49 - 7
B302 7708	Decal - R8	9 - 6
B302 7708	Decal - R8	49 - 8
B302 7709	Decal - R9	49 - 9
B302 7709	Decal - R9	9 - 5
B302 7710	Staple Hopper Decal	49 - 10
B302 7710	Staple Hopper Decal	45 - 2
B312 5715	Decal - R7	49 - 7
B312 5715	Decal - R7	9 - 8
B408 1413	Coupling Stay	43 - 3
B408 1413	Coupling Stay	29 - 1
B408 5540	Main Board Bracket	41 - 18
B468 1618	Connector Cover	7 - 29
B468 4766	Tightener	11 - 8
B468 4766	Tightener:Stapler:Ass'y	15 - 16
B468 5755	Stepper Motor	37 - 16

Part No.	Description	Page and Index No.
C101 2360	Snap Ring	23 - 21
C203 5135	Bushing - 10x14x5.9	31 - 14
G012 1531	Magnet	23 - 5

Part No.	Description	Page and Index No.
AA04 3054	Timing Belt - 142 P2M4	31 - 2
AA04 3301	Timing Belt - 402P3M6	39 - 1
AA04 3302	Timing Belt - B60S3M1221	39 - 3
AA04 3303	Timing Belt - 693P3M6	39 - 6
AA04 3304	Timing Belt - 633P3M6	39 - 14
AA04 3305	Timing Belt - 210P3M6	31 - 20
AA06 0092	Release Spring	41 - 6
AA06 3400	Pressure Spring - 5.5x19.5mm	23 - 12
AA06 3400	Pressure Spring - 5.5x19.5mm	21 - 11
AA06 3529	Pressure Spring - 14.5mm	27 - 4
AA06 3529	Pressure Spring - 14.5mm	25 - 14
AA08 0072	Bushing - 6x10x3	15 - 27
AA12 0090	Discharge Brush L=320 MM3	27 - 9
AA12 0097	Antistatic Brush	21 - 8
AA12 0097	Antistatic Brush	23 - 10
AA12 0099	Antistatic Brush - 320mm	25 - 10
AA13 2011	Slider Guide Roller	35 - 19
AA13 2024	Spacer - M6	33 - 19
AA14 3059	Pin - 6x16	35 - 14
AA16 1099	Lever Cushion	25 - 22
AB01 3709	X/ MB9	31 - 10
AB03 0278	Idler - 20Z	15 - 15
AB03 0278	Idler - 20z	11 - 5
AB03 0374	Timing Pulley - 20Z	39 - 5
AB03 0522	Timing Pulley - T14P3M	41 - 23
AF02 0501	Transport Roller	27 - 22
AF02 0501	Transport Roller	23 - 22
AF02 0501	Transport Roller	19 - 12
AF02 0501	Transport Roller	43 - 13
AF02 0502	Transport Roller	23 - 13
AF02 0502	Transport Roller	25 - 15
AF02 2147	Driven Roller	23 - 14
AF02 2147	Driven Roller	21 - 7
AF02 2147	Driven Roller	25 - 16
AF02 2148	Roller:driven:l=125	27 - 6

Part No.	Description	Page and Index No.
AG07 0004	Magnetic Catch	43 - 12
AG07 1010	Magnet Catch	31 - 26
AH01 2019	Caster	45 - 17
AJ01 1017	Stapler:eh-1100r2	17 - 12
AW01 0088	Sensor GP2A200ICS - Assembly	29 - 14
AW01 0093	Photo Reflection Sensor - PS-117ND1	25 - 5
AW01 0093	Photo Reflection Sensor - PS-117ND1	23 - 3
AW01 0093	Photo Reflection Sensor - PS-117ND1	19 - 4
AW01 0093	Photo Reflection Sensor - PS-117ND1	11 - 18
AW02 0049	Photointerruptor - OS - 580213-703	27 - 1
AW02 0049	Photointerruptor - OS - 580213-703	13 - 15
AW02 0086	Photointerruptor	41 - 32
AW02 0086	Photointerruptor	11 - 21
AW02 0086	Photointerruptor	37 - 6
AW02 0086	Photointerruptor MB10	15 - 22
AW02 0086	Photointerruptor	33 - 2
AW02 0086	Photointerruptor	9 - 13
AW02 0086	Photointerruptor	45 - 7
AW02 0103	Photointerrupter	27 - 14
AW02 0114	Photointerruptor MB10 ADDED	15 - 34
AW02 0114	Photo Interruptor - Lower Limit	31 - 24
AX04 0096	Stepping Motor - DC 18w	9 - 27
AX04 0097	DC Motor - DC 5W	33 - 6
AX04 0120	Stepped Motor - DC 9.0w	41 - 31
AX04 0120	Stepped Motor - DC 9.0W	9 - 11
AX05 0074	DC Motor - 24V - 9.9W	35 - 11
AX05 0074	DC Motor - 24V - 9.9W	31 - 4
AX05 0110	Stepping Motor - 2.4V 7.2W	13 - 22
AX05 0147	Stepped Motor - DC 3.8W	31 - 23
AX05 0148	Stepped Motor - DC 8.0W	11 - 1
AX05 0148	Stepped Motor - DC 8.0W	15 - 13
AX05 0149	Stepped Motor - DC 6.9W	15 - 12
AX05 0149	Stepped Motor - DC 6.9w	43 - 8
AX05 0150	Brushless Motor - DC 7W	41 - 8
AX05 0160	Stepper Motor - DC 20w	37 - 1

Part No.	Description	Page and Index No.
AX12 0046	DC Solenoid - 24V	15 - 31

Part No.	Description	Page and Index No.
0313 0040B	Philips Pan Head Screw - M3x4	23 -104
0313 0040B	Philips Pan Head Screw - M3x4	15 -105
0313 0040B	Philips Pan Head Screw - M3x4	41 -102
0313 0040B	Philips Pan Head Screw - M3x4	37 -101
0313 0040B	Philips Pan Head Screw - M3x4	31 -107
0313 0040B	Philips Pan Head Screw - M3x4	11 -102
0313 0050B	Philips Pan Head Screw - M3x5	31 -101
0313 0050B	Philips Pan Head Screw - M3x5	35 -103
0313 0060B	Philips Pan Head Screw - M3x6	29 -107
0313 0140B	Philips Pan Head Screw - M3x14	19 -102
0313 0140B	Philips Pan Head Screw - M3x14	35 -104
0313 0140B	Philips Pan Head Screw - M3x14	25 -106
0450 3008B	Tapping Screw - M3x8	25 -103
0450 3008B	Tapping Screw - M3x8	11 -104
0450 3008B	Tapping Screw - M3x8	13 -103
0450 3008B	Tapping Screw - M3x8	13 -110
0450 3008B	Tapping Screw - M3x8	23 -101
0451 3006B	Tapping Screw - M3x6	25 -101
0451 3006B	Tapping Screw - M3x6	15 -101
0451 3006B	Tapping Screw - M3x6	21 -103
0451 3006B	Tapping Screw - M3x6	19 -101
0451 3006B	Tapping Screw - M3x6	7 -101
0451 3006B	Tapping Screw - M3x6	23 -102
0451 3006B	Tapping Screw - M3x6	17 -103
0451 3006B	Tapping Screw - M3x6	27 -101
0451 3006B	Tapping Screw - M3x6	29 -101
0451 3006B	Tapping Screw - M3x6	13 -101
0451 3006B	Tapping Screw - M3x6	31 -105
0451 3006B	Tapping Screw - M3x6	33 -101
0451 3006B	Tapping Screw - M3x6	11 -101
0451 3006B	Tapping Screw - M3x6	35 -102
0451 3006B	Tapping Screw - M3x6	9 -102
0451 3006B	Tapping Screw - M3x6	37 -102
0451 3006B	Tapping Screw - M3x6	39 -103
0451 3006B	Tapping Screw - M3x6	41 -101

Part No.	Description	Page and Index No.
0451 3006B	Tapping Screw - M3x6	43 -101
0451 3006B	Tapping Screw - M3x6	45 -102
0451 3008B	Tapping Screw - M3x8	21 -101
0451 3008B	Tapping Screw - M3x8	45 -108
0451 3008B	Tapping Screw - M3x8	7 -106
0451 3008B	Tapping Screw - M3x8	9 -101
0451 3008H	Tapping Screw - M3x8	7 -102
0451 3010B	Tapping Screw - M3x10	13 -104
0451 3010B	Tapping Screw - M3x10	9 -105
0451 3014B	Tapping Screw - M3-14	41 -104
0451 4006B	Tapping Screw - 4x6	43 -103
0451 4006B	Tapping Screw - 4x6	35 -101
0451 4006B	Tapping Screw - 4x6	19 -103
0451 4006B	Tapping Screw - 4x6	33 -106
0451 4006B	Tapping Screw - 4x6	13 -105
0451 4006B	Tapping Screw - 4x6	29 -103
0451 4008B	Philips Tapping Screw - M4x8	17 -104
0451 4008B	Philips Tapping Screw - M4x8	45 -107
0451 4008H	Tapping Screw - 4x8	7 -105
0451 4010B	Tapping Screw - 4x10	15 -103
0452 3008B	Tapping Screw - M3x8	7 -107
0452 4008B	Binding Self Tapping Screw - M4x8	21 -102
0452 4008B	Binding Self Tapping Screw - M4x8	7 -103
0452 4008B	Binding Self Tapping Screw - M4x8	29 -104
0453 3006B	Tapping Screw - M3x6	43 -104
0573 0030E	Hexagon Headless Set Screw - M3X3	41 -106
0574 0040E	Hexagon Headless Set Screw - M4x4	31 -104
0574 0050E	Hexagon Headless Set Screw - M4x5	13 -111
0623 0120E	Spring Pin - M3x12	25 -104
0633 0100G	Parallel Pin - 3x10	15 -109
0633 0100G	Parallel Pin - 3x10	13 -108
0633 0120G	Parallel Pin - 3x12	33 -105
0634 0200G	Parallel Pin - 4x20	31 -106
0720 0040B	Retaining Ring - M4	27 -102
0720 0040B	Retaining Ring - M4	19 -106

Part No.	Description	Page and Index No.
0720 0040B	Retaining Ring - M4	29 -102
0720 0040B	Retaining Ring - M4	13 -102
0720 0040B	Retaining Ring - M4	11 -106
0720 0040B	Retaining Ring - M4	37 -104
0720 0040B	Retaining Ring - M4	33 -102
0720 0040B	Retaining Ring - M4	45 -104
0720 0040B	Retaining Ring - M4	17 -101
0720 0040B	Retaining Ring - M4	35 -106
0720 0040B	Retaining Ring - M4	15 -104
0720 0040B	Retaining Ring - M4	9 -103
0720 0040B	Retaining Ring - M4	25 -102
0720 0040B	Retaining Ring - M4	39 -102
0720 0040B	Retaining Ring - M4	23 -103
0720 0060B	Retaining Ring - M6	31 -102
0720 0060B	Retaining Ring - M6	33 -104
0720 0060B	Retaining Ring - M6	11 -105
0720 0060B	Retaining Ring - M6	35 -107
0720 0060B	Retaining Ring - M6	39 -101
0720 0060B	Retaining Ring - M6	37 -105
0720 0060B	Retaining Ring - M6	17 -102
0720 0060B	Retaining Ring - M6	15 -102
0720 0080B	Retaining Ring - M8	45 -101
0740 3506	Ball Bearing - 6x12x4 Mm	15 -107
0741 3506	Ball Bearing - 6x12x4mm	15 -111
0741 3506	Ball Bearing - 6x12x4mm	31 -109
0741 3506	Ball Bearing - 6x12x4mm	13 -112
0805 0089	Retaining Ring - M4	29 -108
0805 0089	Retaining Ring - M4	37 -106
0805 0089	Retaining Ring - M4	41 -107
0805 0089	Retaining Ring - M4	21 -104
0805 0089	Retaining Ring - M4	19 -105
0805 0089	Retaining Ring - M4	43 -106
0805 3368	Ball Bearing - 8x16x5mm	17 -106
0807 5056	Washer - 8.1mm	31 -103
0951 3008B	Philips Screw With Flat Washer-M3x8	11 -107

Part No.	Description	Page and Index No.
0951 4014B	Philips Screw With Washer - M4x14	7 -104
1005 0946	Stepping Motor Cushion	13 -109
1102 8534	Connector - QR/P17-14S-B	27 -106
1105 0008	Nylon Clamp - 2n	15 -112
1105 0010	Nylon Clamp - 6n	15 -113
1105 0016	Nylon Clamp - 4n	15 -114
1105 0199	Clamp	39 -104
1105 0199	Clamp	45 -103
1105 0199	Clamp	41 -103
1105 0199	Clamp	43 -102
1105 0199	Clamp	25 -105
1105 0199	Clamp	15 -110
1105 0199	Clamp	19 -104
1105 0199	Clamp	35 -105
1105 0199	Clamp	13 -106
1105 0199	Clamp	27 -103
1105 0199	Clamp	29 -106
1105 0199	Clamp	11 -108
1105 0229	Clamp	11 -103
1105 0229	Clamp	17 -105
1105 0243	Wire Saddle	17 -107
1105 0310	Harness Clamp - LWS-1S	31 -108
1105 0310	Harness Clamp - LWS-1S	39 -106
1105 0310	Harness Clamp - LWS-1S	41 -105
1105 0310	Harness Clamp - LWS-1S	15 -108
1105 0310	Harness Clamp - LWS-1S	27 -104
1105 0310	Harness Clamp - LWS-1S	9 -106
1105 0310	Harness Clamp - LWS-1S	45 -105
1105 0310	Harness Clamp - LWS-1S	35 -109
1105 0328	Harness Clamp - ES-0505	45 -106
1105 0328	Harness Clamp - ES-0505	29 -105
1105 0328	Harness Clamp - ES-0505	33 -103
1105 0328	Harness Clamp - ES-0505	13 -107
1105 0328	Harness Clamp - ES-0505	15 -106
1105 0518	Edge Saddle - Les-1010	15 -115

Part No.	Description	Page and Index No.
1106 0411	Bushing - 11.5mm	27 -105
1106 0411	Bushing - 11.5mm	39 -105
1204 2384	Interlock Switch	43 -105
1204 2544	Switch - DE2L-BJ23	37 -103
1607 0623	Ferrite Core - Tfc-16-8-13	35 -111

Part No.	Description	Page and Index No.
5053 0447	Bushing - 6mm	37 - 33
5053 0447	Bushing - 6mm	35 - 5
5201 2722	Bushing - M6x5	11 - 11
5215 2621	Snap Ring - M6	45 - 3
5216 1859	Stepped Screw - Slider Lock	7 - 28
5442 4121	Spring - Oil Blade	11 - 7
5442 4121	Spring - Oil Blade	39 - 10
5442 4121	Spring - Oil Blade	41 - 24
5447 2681	Snap Ring	25 - 26
5919 2127	Positioning Roller Pulley	25 - 27
5919 2132	Positioning Roller Belt	25 - 28

Part No.	Description	Page and Index No.